

(a) Details of stock exchanges where shares are listed

S. No.	Stock Exchange Name	Code
1	BSE Ltd. (BSE)	1
2	National Stock Exchange of India Ltd. (NSE)	1,024

(b) CIN of the Registrar and Transfer Agent

U72400TG2017PTC117649

Pre-fill

Name of the Registrar and Transfer Agent

KFIN TECHNOLOGIES PRIVATE LIMITED

Registered office address of the Registrar and Transfer Agents

Selenium, Tower B, Plot No- 31 & 32,
Financial District, Nanakramguda, Serilingampally

(vii) *Financial year From date 01/04/2020 (DD/MM/YYYY) To date 31/03/2021 (DD/MM/YYYY)

(viii) *Whether Annual general meeting (AGM) held Yes No

(a) If yes, date of AGM

(b) Due date of AGM

30/09/2021

(c) Whether any extension for AGM granted

Yes No

II. PRINCIPAL BUSINESS ACTIVITIES OF THE COMPANY

*Number of business activities

2

S.No	Main Activity group code	Description of Main Activity group	Business Activity Code	Description of Business Activity	% of turnover of the company
1	C	Manufacturing	C11	Motor vehicles, trailers, semi trailers and other Transport Vehicles	96
2	K	Financial and insurance Service	K8	Other financial activities	4

III. PARTICULARS OF HOLDING, SUBSIDIARY AND ASSOCIATE COMPANIES (INCLUDING JOINT VENTURES)

*No. of Companies for which information is to be given

3

Pre-fill All

S.No	Name of the company	CIN / FCRN	Holding/ Subsidiary/Associate/ Joint Venture	% of shares held
1	PT. Bajaj Auto Indonesia		Subsidiary	99.25

2	BAJAJ AUTO INTERNATIONAL I		Subsidiary	100
3	BAJAJ AUTO (THAILAND) LTD.		Subsidiary	100

IV. SHARE CAPITAL, DEBENTURES AND OTHER SECURITIES OF THE COMPANY

(i) *SHARE CAPITAL

(a) Equity share capital

Particulars	Authorised capital	Issued capital	Subscribed capital	Paid up capital
Total number of equity shares	300,000,000	289,367,020	289,367,020	289,367,020
Total amount of equity shares (in Rupees)	3,000,000,000	2,893,670,200	2,893,670,200	2,893,670,200

Number of classes

1

Class of Shares	Authorised capital	Issued capital	Subscribed capital	Paid up capital
Number of equity shares	300,000,000	289,367,020	289,367,020	289,367,020
Nominal value per share (in rupees)	10	10	10	10
Total amount of equity shares (in rupees)	3,000,000,000	2,893,670,200	2,893,670,200	2,893,670,200

(b) Preference share capital

Particulars	Authorised capital	Issued capital	Subscribed capital	Paid-up capital
Total number of preference shares	0	0	0	0
Total amount of preference shares (in rupees)	0	0	0	0

Number of classes

0

Class of shares	Authorised capital	Issued capital	Subscribed capital	Paid up capital
Number of preference shares				
Nominal value per share (in rupees)				
Total amount of preference shares (in rupees)				

(c) Unclassified share capital

Particulars	Authorised Capital
Total amount of unclassified shares	0

(d) Break-up of paid-up share capital

Class of shares	Number of shares	Total nominal amount	Total Paid-up amount	Total premium
Equity shares				
At the beginning of the year	289,367,020	2,893,670,200	2,893,670,200	
Increase during the year	0	0	0	0
i. Public Issues	0	0	0	0
ii. Rights issue	0	0	0	
iii. Bonus issue	0	0	0	0
iv. Private Placement/ Preferential allotment	0	0	0	0
v. ESOPs	0	0	0	0
vi. Sweat equity shares allotted	0	0	0	0
vii. Conversion of Preference share	0	0	0	0
viii. Conversion of Debentures	0	0	0	0
ix. GDRs/ADRs	0	0	0	0
x. Others, specify				
Decrease during the year	0	0	0	0
i. Buy-back of shares	0	0	0	0
ii. Shares forfeited	0	0	0	0
iii. Reduction of share capital	0	0	0	0
iv. Others, specify				
At the end of the year	289,367,020	2,893,670,200	2,893,670,200	
Preference shares				
At the beginning of the year	0	0	0	
Increase during the year	0	0	0	0
i. Issues of shares	0	0	0	0
ii. Re-issue of forfeited shares	0	0	0	0

iii. Others, specify				
<input type="text"/>				
Decrease during the year	0	0	0	0
i. Redemption of shares	0	0	0	0
ii. Shares forfeited	0	0	0	0
iii. Reduction of share capital	0	0	0	0
iv. Others, specify				
<input type="text"/>				
At the end of the year	0	0	0	

(ii) Details of stock split/consolidation during the year (for each class of shares)

Class of shares		(i)	(ii)	(iii)
Before split / Consolidation	Number of shares			
	Face value per share			
After split / Consolidation	Number of shares			
	Face value per share			

(iii) Details of shares/Debentures Transfers since closure date of last financial year (or in the case of the first return at any time since the incorporation of the company) *

Nil

[Details being provided in a CD/Digital Media]

Yes

No

Not Applicable

Separate sheet attached for details of transfers

Yes

No

Note: In case list of transfer exceeds 10, option for submission as a separate sheet attachment or submission in a CD/Digital Media may be shown.

Date of the previous annual general meeting		<input type="text" value="22/07/2020"/>
Date of registration of transfer (Date Month Year)		
Type of transfer	<input type="text"/>	1 - Equity, 2- Preference Shares,3 - Debentures, 4 - Stock
Number of Shares/ Debentures/ Units Transferred	<input type="text"/>	Amount per Share/ Debenture/Unit (in Rs.) <input type="text"/>

Ledger Folio of Transferor		<input type="text"/>	
Transferor's Name	<input type="text"/>	<input type="text"/>	<input type="text"/>
	Surname	middle name	first name
Ledger Folio of Transferee		<input type="text"/>	
Transferee's Name	<input type="text"/>	<input type="text"/>	<input type="text"/>
	Surname	middle name	first name

Date of registration of transfer (Date Month Year)	<input type="text"/>
--	----------------------

Type of transfer	<input type="text"/>	1 - Equity, 2- Preference Shares,3 - Debentures, 4 - Stock
------------------	----------------------	--

Number of Shares/ Debentures/ Units Transferred	<input type="text"/>	Amount per Share/ Debenture/Unit (in Rs.)	<input type="text"/>
--	----------------------	--	----------------------

Ledger Folio of Transferor		<input type="text"/>	
----------------------------	--	----------------------	--

Transferor's Name	<input type="text"/>	<input type="text"/>	<input type="text"/>
	Surname	middle name	first name

Ledger Folio of Transferee		<input type="text"/>	
----------------------------	--	----------------------	--

Transferee's Name	<input type="text"/>	<input type="text"/>	<input type="text"/>
	Surname	middle name	first name

(iv) *Indebtedness including debentures (Outstanding as at the end of financial year)

Particulars	Number of units	Nominal value per unit	Total value
Non-convertible debentures	0		0
Partly convertible debentures	0		0
Fully convertible debentures	0		0
Secured Loans (including interest outstanding/accrued but not due for payment) excluding deposits			0
Unsecured Loans (including interest outstanding/accrued but not due for payment) excluding deposits			1,214,627,179
Deposit			0
Total			1,214,627,179

Details of debentures

Class of debentures	Outstanding as at the beginning of the year	Increase during the year	Decrease during the year	Outstanding as at the end of the year
Non-convertible debentures	0	0	0	0
Partly convertible debentures	0	0	0	0
Fully convertible debentures	0	0	0	0

(v) Securities (other than shares and debentures)

0

Type of Securities	Number of Securities	Nominal Value of each Unit	Total Nominal Value	Paid up Value of each Unit	Total Paid up Value
Total					

V. *Turnover and net worth of the company (as defined in the Companies Act, 2013)**(i) Turnover**

290,175,473,482

(ii) Net worth of the Company

252,022,689,349

VI. (a) *SHARE HOLDING PATTERN - Promoters

S. No.	Category	Equity	Preference
--------	----------	--------	------------

		Number of shares	Percentage	Number of shares	Percentage
1.	Individual/Hindu Undivided Family				
	(i) Indian	8,977,086	3.1	0	
	(ii) Non-resident Indian (NRI)	0	0	0	
	(iii) Foreign national (other than NRI)	0	0	0	
2.	Government				
	(i) Central Government	0	0	0	
	(ii) State Government	0	0	0	
	(iii) Government companies	0	0	0	
3.	Insurance companies	0	0	0	
4.	Banks	0	0	0	
5.	Financial institutions	0	0	0	
6.	Foreign institutional investors	0	0	0	
7.	Mutual funds	0	0	0	
8.	Venture capital	0	0	0	
9.	Body corporate (not mentioned above)	146,412,818	50.6	0	
10.	Others	0	0	0	
	Total	155,389,904	53.7	0	0

Total number of shareholders (promoters)

61

(b) *SHARE HOLDING PATTERN - Public/Other than promoters

S. No.	Category	Equity		Preference	
		Number of shares	Percentage	Number of shares	Percentage
1.	Individual/Hindu Undivided Family				
	(i) Indian	44,942,921	15.53	0	
	(ii) Non-resident Indian (NRI)	1,304,440	0.45	0	
	(iii) Foreign national (other than NRI)	200	0	0	

2.	Government				
	(i) Central Government	0	0	0	
	(ii) State Government	0	0	0	
	(iii) Government companies	0	0	0	
3.	Insurance companies	25,298,689	8.74	0	
4.	Banks	2,725	0	0	
5.	Financial institutions	406,987	0.14	0	
6.	Foreign institutional investors	34,701,018	11.99	0	
7.	Mutual funds	9,852,302	3.4	0	
8.	Venture capital	0	0	0	
9.	Body corporate (not mentioned above)	12,473,435	4.31	0	
10.	Others Trust, Clearing members, IE +	4,994,399	1.73	0	
	Total	133,977,116	46.29	0	0

Total number of shareholders (other than promoters)

156,894

**Total number of shareholders (Promoters+Public/
Other than promoters)**

156,955

(c) *Details of Foreign institutional investors' (FIIs) holding shares of the company

1

Name of the FII	Address	Date of Incorporation	Country of Incorporation	Number of shares held	% of shares held
As per attachment	As per attachment			34,701,018	22.84

**VII. *NUMBER OF PROMOTERS, MEMBERS, DEBENTURE HOLDERS
(Details, Promoters, Members (other than promoters), Debenture holders)**

Details	At the beginning of the year	At the end of the year
Promoters	52	61
Members (other than promoters)	125,211	156,894
Debenture holders	0	0

VIII. DETAILS OF DIRECTORS AND KEY MANAGERIAL PERSONNEL







(A) *Composition of Board of Directors

Category	Number of directors at the beginning of the year		Number of directors at the end of the year		Percentage of shares held by directors as at the end of year	
	Executive	Non-executive	Executive	Non-executive	Executive	Non-executive
A. Promoter	1	5	1	5	0.26	1.38
B. Non-Promoter	2	8	2	8	0	0
(i) Non-Independent	2	0	2	0	0	0
(ii) Independent	0	8	0	8	0	0
C. Nominee Directors representing	0	0	0	0	0	0
(i) Banks & FIs	0	0	0	0	0	0
(ii) Investing institutions	0	0	0	0	0	0
(iii) Government	0	0	0	0	0	0
(iv) Small share holders	0	0	0	0	0	0
(v) Others	0	0	0	0	0	0
Total	3	13	3	13	0.26	1.38

Number of Directors and Key managerial personnel (who is not director) as on the financial year end date

16

(B) (i) *Details of directors and Key managerial personnel as on the closure of financial year

Name	DIN/PAN	Designation	Number of equity share(s) held	Date of cessation (after closure of financial year : If any)
RAHULKUMAR KAMAL 	00014529	Director	1,048,796	30/04/2021
MADHURKUMAR RAM 	00014593	Director	1,356,030	
RAJIVNAYAN RAHULK 	00018262	Managing Director	756,200	
SANJIVNAYAN RAHUL 	00014615	Director	769,224	
SHEKHAR BAJAJ	00089358	Director	7,220	
BALAJI RAO JAGANNA 	00025254	Director	0	
NIRAJKUMAR RAMKRI 	00028261	Director	813,022	
DR. GITA PIRAMAL	01080602	Director	0	

Name	DIN/PAN	Designation	Number of equity share(s) held	Date of cessation (after closure of financial year : If any)
PRADEEP SHRIVASTA ⁺	07464437	Whole-time director	75	
DR. NAUSHAD FORBE ⁺	00630825	Director	3,500	
DR. OMKAR GOSWAM ⁺	00004258	Director	0	
ANAMI ROY	01361110	Director	0	
RAKESH SHARMA	08262670	Whole-time director	0	
MS. LILA POONAWALL ⁺	00074392	Director	0	
PRADIP SHAH	00066242	Director	4,000	
ABHINAV BINDRA	00929250	Director	0	

(ii) Particulars of change in director(s) and Key managerial personnel during the year

5

Name	DIN/PAN	Designation at the beginning / during the financial year	Date of appointment/ change in designation/ cessation	Nature of change (Appointment/ Change in designation/ Cessation)
RAJIVNAYAN RAHULK ⁺	00018262	Managing Director	01/04/2020	Re-appointment as Managing Director ⁺
GITA PIRAMAL	01080602	Director	01/04/2020	Re-appointment as Independent Director ⁺
ABHINAV BINDRA	00929250	Director	20/05/2020	Appointment as Additional and Independent Director ⁺
ABHINAV BINDRA	00929250	Director	22/07/2020	Appointment as Independent Director ⁺
RAHULKUMAR KAMAL ⁺	00014529	Director	01/04/2020	Appointment as Non-executive Director ⁺

IX. MEETINGS OF MEMBERS/CLASS OF MEMBERS/BOARD/COMMITTEES OF THE BOARD OF DIRECTORS

A. MEMBERS/CLASS /REQUISITIONED/NCLT/COURT CONVENED MEETINGS

Number of meetings held

1

Type of meeting	Date of meeting	Total Number of Members entitled to attend meeting	Attendance	
			Number of members attended	% of total shareholding
ANNUAL GENERAL MEETING ⁺	22/07/2020	133,562	157	51.28

B. BOARD MEETINGS

*Number of meetings held

5

S. No.	Date of meeting	Total Number of directors associated as on the date of meeting	Attendance	
			Number of directors attended	% of attendance
1	20/05/2020	15	15	100
2	22/07/2020	16	16	100
3	22/10/2020	16	16	100
4	21/01/2021	16	16	100
5	17/03/2021	16	16	100

C. COMMITTEE MEETINGS

Number of meetings held

15

S. No.	Type of meeting	Date of meeting	Total Number of Members as on the date of the meeting	Attendance	
				Number of members attended	% of attendance
1	AUDIT COMITTEE	20/05/2020	4	4	100
2	AUDIT COMITTEE	22/07/2020	4	4	100
3	AUDIT COMITTEE	22/10/2020	4	4	100
4	AUDIT COMITTEE	21/01/2021	4	3	75
5	NOMINATION	20/05/2020	4	4	100
6	NOMINATION	22/10/2020	4	4	100
7	NOMINATION	17/03/2021	4	3	75
8	RISK MANAGEMENT	20/05/2020	3	3	100
9	RISK MANAGEMENT	22/10/2020	3	3	100
10	RISK MANAGEMENT	17/03/2021	3	3	100

D. *ATTENDANCE OF DIRECTORS

S. No.	Name of the director	Board Meetings			Committee Meetings			Whether attended AGM held on (Y/N/NA)
		Number of Meetings which director was entitled to attend	Number of Meetings attended	% of attendance	Number of Meetings which director was entitled to attend	Number of Meetings attended	% of attendance	
1	RAHULKUMA	5	5	100	7	6	85.71	

2	MADHURKUM	5	5	100	0	0	0	
3	RAJIVNAYAN	5	5	100	4	1	25	
4	SANJIVNAYA	5	5	100	1	1	100	
5	SHEKHAR BA	5	5	100	0	0	0	
6	BALAJI RAO	5	5	100	11	11	100	
7	NIRAJKUMAR	5	5	100	0	0	0	
8	DR. GITA PIR	5	5	100	8	8	100	
9	PRADEEP SH	5	5	100	3	2	66.67	
10	DR. NAUSHAL	5	5	100	10	8	80	
11	DR. OMKAR C	5	5	100	1	1	100	
12	ANAMI ROY	5	5	100	7	7	100	
13	RAKESH SHA	5	5	100	0	0	0	
14	MS. LILA POC	5	5	100	0	0	0	
15	PRADIP SHAI	5	5	100	0	0	0	
16	ABHINAV BIN	4	4	100	0	0	0	

X. *REMUNERATION OF DIRECTORS AND KEY MANAGERIAL PERSONNEL

Nil

Number of Managing Director, Whole-time Directors and/or Manager whose remuneration details to be entered

3

S. No.	Name	Designation	Gross Salary	Commission	Stock Option/ Sweat equity	Others	Total Amount
1	RAJIVNAYAN RAH	MANAGING DIF	155,540,796	250,210,800	0	0	405,751,596
2	PRADEEP SHRIVA	WHOLE-TIME C	77,048,703	0	0	6,085,421	83,134,124
3	RAKESH SHARMA	WHOLE-TIME C	76,567,492	0	0	4,850,402	81,417,894
	Total		309,156,991	250,210,800	0	10,935,823	570,303,614

Number of CEO, CFO and Company secretary whose remuneration details to be entered

2

S. No.	Name	Designation	Gross Salary	Commission	Stock Option/ Sweat equity	Others	Total Amount
1	SOUMEN RAY	CFO	52,058,302	0	0	2,043,754	54,102,056

S. No.	Name	Designation	Gross Salary	Commission	Stock Option/ Sweat equity	Others	Total Amount
2	SRIDHAR JAYARA	COMPANY SEC	17,606,372	0	0	1,546,391	19,152,763
	Total		69,664,674	0	0	3,590,145	73,254,819

Number of other directors whose remuneration details to be entered

13

S. No.	Name	Designation	Gross Salary	Commission	Stock Option/ Sweat equity	Others	Total Amount
1	BALAJI RAO JAGA	INDEPENDENT	1,600,000	4,000,000	0	0	5,600,000
2	DR. GITA PIRAMAL	INDEPENDENT	1,300,000	3,250,000	0	0	4,550,000
3	DR. NAUSHAD FOI	INDEPENDENT	1,100,000	2,750,000	0	0	3,850,000
4	DR. OMKAR GOSV	INDEPENDENT	600,000	1,500,000	0	0	2,100,000
5	ANAMI ROY	INDEPENDENT	1,200,000	3,000,000	0	0	4,200,000
6	MS. LILA POONAM	INDEPENDENT	500,000	1,250,000	0	0	1,750,000
7	PRADIP SHAH	INDEPENDENT	500,000	1,250,000	0	0	1,750,000
8	ABHINAV BINDRA	INDEPENDENT	400,000	1,000,000	0	0	1,400,000
9	SANJIVNAYAN RAJ	NON-EXECUTIV	500,000	1,250,000	0	0	1,750,000
10	SHEKHAR BAJAJ	NON-EXECUTIV	500,000	1,250,000	0	0	1,750,000
11	NIRAJKUMAR BAJ	NON-EXECUTIV	500,000	1,250,000	0	0	1,750,000
12	MADHURKUMAR F	NON-EXECUTIV	500,000	1,250,000	0	0	1,750,000
13	RAHULKUMAR KAI	NON-EXECUTIV	700,000	46,750,000	0	10,693,727	58,143,727
	Total		9,900,000	69,750,000	0	10,693,727	90,343,727

XI. MATTERS RELATED TO CERTIFICATION OF COMPLIANCES AND DISCLOSURES

* A. Whether the company has made compliances and disclosures in respect of applicable provisions of the Companies Act, 2013 during the year Yes No

B. If No, give reasons/observations

XII. PENALTY AND PUNISHMENT - DETAILS THEREOF

(A) DETAILS OF PENALTIES / PUNISHMENT IMPOSED ON COMPANY/DIRECTORS /OFFICERS Nil

Name of the company/ directors/ officers	Name of the court/ concerned Authority	Date of Order	Name of the Act and section under which penalised / punished	Details of penalty/ punishment	Details of appeal (if any) including present status

(B) DETAILS OF COMPOUNDING OF OFFENCES Nil

Name of the company/ directors/ officers	Name of the court/ concerned Authority	Date of Order	Name of the Act and section under which offence committed	Particulars of offence	Amount of compounding (in Rupees)

XIII. Whether complete list of shareholders, debenture holders has been enclosed as an attachment

Yes No

(In case of 'No', submit the details separately through the method specified in instruction kit)

XIV. COMPLIANCE OF SUB-SECTION (2) OF SECTION 92, IN CASE OF LISTED COMPANIES

In case of a listed company or a company having paid up share capital of Ten Crore rupees or more or turnover of Fifty Crore rupees or more, details of company secretary in whole time practice certifying the annual return in Form MGT-8.

Name

SHYAMPRASAD D LIMAYE

Whether associate or fellow

Associate Fellow

Certificate of practice number

572

I/We certify that:

- (a) The return states the facts, as they stood on the date of the closure of the financial year aforesaid correctly and adequately.
 (b) Unless otherwise expressly stated to the contrary elsewhere in this Return, the Company has complied with all the provisions of the Act during the financial year.

Declaration

I am Authorised by the Board of Directors of the company vide resolution no. ... 02 dated 02/05/2007

(DD/MM/YYYY) to sign this form and declare that all the requirements of the Companies Act, 2013 and the rules made thereunder in respect of the subject matter of this form and matters incidental thereto have been complied with. I further declare that:

- Whatever is stated in this form and in the attachments thereto is true, correct and complete and no information material to the subject matter of this form has been suppressed or concealed and is as per the original records maintained by the company.
- All the required attachments have been completely and legibly attached to this form.

Note: Attention is also drawn to the provisions of Section 447, section 448 and 449 of the Companies Act, 2013 which provide for punishment for fraud, punishment for false statement and punishment for false evidence respectively.

To be digitally signed by

Director

DIN of the director

To be digitally signed by

Company Secretary

Company secretary in practice

Membership number

Certificate of practice number

Attachments

- 1. List of share holders, debenture holders
- 2. Approval letter for extension of AGM;
- 3. Copy of MGT-8;
- 4. Optional Attachement(s), if any

List of attachments

This eForm has been taken on file maintained by the Registrar of Companies through electronic mode and on the basis of statement of correctness given by the company

BAJAJ AUTO LIMITED

Regd.Office:BAJAJ AUTO LIMITED COMPLEX MUMBAI PUNE ROAD AKURDI PUNE

411035

CIN NO:L65993PN2007PLC130076

List of share transfers

Sno	Date of Registration of Transfer of Shares	No of Shares	Nominal value (each in Rs.)	Ledger Folio of Transferor	Transferor's Name	Ledger Folio of Transferee	Transferee's Name
1	18/08/2020	3600	10	BG 0000047	G J SATYANARAYANA	BAL0100725	G S JAYARAJ
2	18/08/2020	3000	10	BG 0000070	G J SATYANARAYANA	BAL0100726	G S JAYARAJ
3	10/09/2020	5758	10	BG 0000003	GILIYAR JANARDHANAIAH SATYANARAYANA	BAL0100727	G S RAVIRAJ
4	20/11/2020	3000	10	BG 0000083	G J SATYANARAYANA	BAL0100729	G S SHANTIRAJ
5	20/11/2020	150	10	BJ 0000084	JAYESH ISHVARДУTT DHONDE	BAL0100730	JAYESH ISHVARДУTT DHONDE
6	20/11/2020	150	10	BA 0000189	ANSUYA GOVINDRAO TALEKAR	BAL0100731	NILESH ISHVARДУTT DHONDE
7	20/11/2020	150	10	BA 0000188	ANSUYA GOVINDRAO TALEKAR	BAL0100732	JAYESH ISHVARДУTT DHONDE
8	20/11/2020	150	10	BN 0000037	NILESH ISHVARДУTT DHONDE	BAL0100731	NILESH ISHVARДУTT DHONDE
9	01/12/2020	4800	10	BG 0000031	G J SATYANARAYANA	BAL0100733	G S NAGARAJ
10	01/12/2020	3100	10	BG 0000033	G J SATYANARAYANA	BAL0100734	G S SHANTIRAJ
11	01/12/2020	2000	10	BG 0000088	G J SATYANARAYANA	BAL0100735	G S NAGARAJ
12	10/12/2020	600	10	BL 0000053	LADWIN D ALMEIDA	BAL0100736	PATRICK D ALMEIDA
13	10/02/2021	24960	10	BP 0000036	PRAKASH MOTILAL FIRODIA	BAL0100737	LALITA PRAKASH FIRODIA
14	10/03/2021	968	10	BAL0100427	MAHENDRA CHAMPAKLAL	BAL0100738	ASHISH MAHENDRA SHAH
15	20/03/2021	1850	10	BR 0000227	ROSHAN ARDESHIR BHARUCHA	BAL0100739	ASPY SOHRAB GOTLA
16	30/03/2021	1200	10	BA 0000042	ALOK KUMAR DAS	BAL0100740	AVRANIL DAS

BAJAJ AUTO LIMITED				
LIST OF FPC, FII AS ON 31/03/2021				
Sno	Name/Jt1/Jt2	Shares	% Equity	Total Shares
1	POLEN CAPITAL MANAGEMENT LLC	805	0.00	805
2	FUNDPARTNER SOLUTIONS (SUISSE) S.A.-RP - FONDS INS TITUTIONNEL - ACTIONS MARCHES EMERGENTS	6309	0.00	6309
3	UBS (US) GROUP TRUST	3006	0.00	3006
4	SEB ASIENFOND EX JAPAN	4324	0.00	4324
5	STATE STREET TOTAL RETURN V.I.S. FUND	7950	0.00	7950
6	SPP AKTIEFOND GLOBAL	8591	0.00	8591
7	SIIT - WORLD SELECT EQUITY FUND	639	0.00	639
8	VANGUARD FUNDS PUBLIC LIMITED COMPANY - VANGUARD F TSE ALL-WORLD HIGH DIVIDEND YIELD UCITS ETF	5389	0.00	5389
9	PICTET - EMERGING MARKETS INDEX	12143	0.00	12143
10	TIAA-CREF FUNDS - TIAA-CREF EMERGING MARKETS EQUIT Y INDEX FUND	36763	0.01	36763
11	PUBLIC EMPLOYEES RETIREMENT ASSOCIATION OF NEW MEX ICO	15846	0.01	15846
12	ASCENSION ALPHA FUND, LLC	368	0.00	368
13	ISHARES IV PUBLIC LIMITED COMPANY- ISHARES MSCI EM IMI ESG SCREENED UCITS ETF	8649	0.00	8649
14	CORNERSTONE ADVISORS GLOBAL PUBLIC EQUITY FUND-PAR AMETRIC PORTFOLIO ASSOCIATES LLC	1435	0.00	1435
15	AMP CAPITAL FUNDS MANAGEMENT LIMITED AS RESPONSIBL E ENTITY FOR THE FUTURE DIRECTIONS ASIA EX-JAPAN F UND- LAZARD ASSET MANAGEMENT PACIFIC CO	2042	0.00	2042
16	FIDELITY SALEM STREET TRUST FIDELITY EMERGING MARK ETS INDEX FUND	41473	0.01	41473
17	GOVERNMENT PENSION FUND GLOBAL	1744086	0.60	1744086
18	THE MASTER TRUST BANK OF JAPAN, LTD.AS TRUSTEE FOR GOVERNMENT PENSION INVESTMENT FUND MTBJ400045849	44455	0.02	44455
19	WISDOMTREE GLOBAL EX-U.S. QUALITY DIVIDEND GROWTH FUND	20547	0.01	20547
20	FIDELITY SALEM STREET TRUST FIDELITY GLOBAL EX US INDEX FUND	17978	0.01	17978
21	XTRACKERS MSCI EMERGING MARKETS HEDGED EQUITY ETF	1046	0.00	1046
22	XTRACKERS MSCI ALL WORLD EX US HEDGED EQUITY ETF	458	0.00	458
23	ABERDEEN INVESTMENT FUNDS UK ICVC II - ABERDEEN EM EMERGING MARKETS EQUITY TRACKER FUND	1141	0.00	1141
24	SPDR MSCI EMERGING MARKETS STRATEGICFACTORS ETF	3745	0.00	3745
25	PREMIER INVESTMENT FUND LIMITED	179	0.00	179
26	EMERGING MARKETS EQUITY FUND-KLEINWORT BENSON INVE STORS	3596	0.00	3596
27	DESJARDINS RI EMERGING MARKETS MULTIFACTOR - LOW C O2 ETF	5099	0.00	5099
28	THE MASTER TRUST BANK OF JAPAN, LTD. AS TRUSTEE FO R RUSSELL EMERGING DIVIDEND GROWTH MOTHER FUND	4641	0.00	4641

BAJAJ AUTO LIMITED				
LIST OF FPC, FII AS ON 31/03/2021				
Sno	Name/Jt1/Jt2	Shares	% Equity	Total Shares
29	LAZARD/WILMINGTON EMERGING MARKETS EQUITY ADVANTAG E FUND	4472	0.00	4472
30	SPP EMERGING MARKETS SRI	26366	0.01	26366
31	ZURICH NON - LIFE UMBRELLA FUND - VERMOGEN GCIE AK TIEN PLUS	1250	0.00	1250
32	PINEBRIDGE INDIA EQUITY FUND	28135	0.01	28135
33	ALAHLI EMERGING MARKETS INDEX FUND	2172	0.00	2172
34	SEI TRUST COMPANY, AS TRUSTEE ON BEHALF OF THE KBI EMERGING MARKETS EQUITY CIT	1600	0.00	1600
35	JAPAN TRUSTEE SERVICES BANK, LTD. AS TRUSTEE FOR S MTB EMERGING EQUITY INDEX MOTHER FUND	1128	0.00	1128
36	ETFS RELIANCE INDIA NIFTY 50 ETF	1920	0.00	1920
37	THE REGENTS OF THE UNIVERSITY OF CALIFORNIA - STAT E STREET GLOBAL ADVISORS	68495	0.02	68495
38	PALLADIUM INVESTMENTS FUNDS - SGD TOTAL RETURN FUN D	5210	0.00	5210
39	LAZARD GLOBAL ACTIVE FUNDS PLC LAZARD EMERGING MAR KETS EQUITY ADVANTAGE FUND	36995	0.01	36995
40	FLEXSHARES INTERNATIONAL QUALITY DIVIDEND INDEX FU ND	58786	0.02	58786
41	FIDELITY SALEM STREET TRUST FIDELITY ZERO INTERNAT IONAL INDEX FUND	11459	0.00	11459
42	THRIVENT INTERNATIONAL ALLOCATION PORTFOLIO	20035	0.01	20035
43	WISDOMTREE EMERGING MARKETS MULTIFACTOR FUND	266	0.00	266
44	MERIAN ASIA PACIFIC FUND A SUB FUND OF MERIAN INVE STMENT FUNDS SERIES II	19309	0.01	19309
45	RESONA BANK, LTD. (AS TRUSTEE FOR PENSION COMMINGL E FUND) 00729-7035	867	0.00	867
46	SPDR MSCI ACWI LOW CARBON TARGET ETF	305	0.00	305
47	PANAGORA DIVERSIFIED RISK MULTI ASSET FUND LTD	6403	0.00	6403
48	UBS (IRL) ETF PLC - MSCI ACWI ESG UNIVERSAL UCITS ETF	627	0.00	627
49	PRUDENTIAL INVESTMENT PORTFOLIOS 2 - PGIM QMA EMER GING MARKETS EQUITY FUND	3019	0.00	3019
50	AMP CAPITAL FUNDS MANAGEMENT LIMITED AS TRUSTEE FO R THE AMP EMERGING MARKETS INDEX FUND	2410	0.00	2410
51	SSGA SPDR ETFS EUROPE I PUBLIC LIMITED COMPANY - S PDR MSCI EM ASIA UCITS ETF	16302	0.01	16302
52	VANGUARD FIDUCIARY TRUST COMPANY INSTITUTIONAL TOT AL INTERNATIONAL STOCK MARKET INDEX TRUST II	323458	0.11	323458
53	VANGUARD TOTAL INTERNATIONAL STOCK INDEX FUND	1035661	0.36	1035661
54	ALLIANZ GLOBAL INVESTORS FUND - ALLIANZ GEM EQUITY HIGH DIVIDEND	10133	0.00	10133
55	ACACIA BANYAN PARTNERS	148	0.00	148

BAJAJ AUTO LIMITED				
LIST OF FPC, FII AS ON 31/03/2021				
Sno	Name/Jt1/Jt2	Shares	% Equity	Total Shares
56	ISHARES MSCI EM UCITS ETF USD (ACC)	9619	0.00	9619
57	EMERGING MARKETS INDEX NON-LENDABLE FUND	112899	0.04	112899
58	THE MASTER TRUST BANK OF JAPAN, LTD. AS TRUSTEE OF NATIONAL PENSION FUND ASSOCIATION MTBJ400030132	4952	0.00	4952
59	PENSION FUND ASSOCIATION FOR LOCAL GOVERNMENT OFF ICIALS 18420-7088	4853	0.00	4853
60	THE MASTER TRUST BANK OF JAPAN, LTD. AS TRUSTEE OF NISSAY EMERGING MARKETS EQUITY INDEX II MOTHER FU ND	181	0.00	181
61	EMERGING MARKETS EQUITY INDEX MASTER FUND	178444	0.06	178444
62	SPDR MSCI ACWI EX-US ETF	5955	0.00	5955
63	TRANS EXT GLOBAL EMRG MKTS GBGEM10	614	0.00	138569
	TEACHER RETIREMENT SYSTEM OF TEXAS - SELF MANAGED 3	44608	0.02	
		93347	0.03	
64	STATE STREET EMERGING MARKETS EQUITY INDEX FUND	7304	0.00	7304
65	GRD 21	1555	0.00	1555
66	ALLIANZ GLOBAL INVESTORS FUND - ALLIANZ INDIA EQUI TY	7186	0.00	7186
67	JANA MULTI-MANAGER GLOBAL SHARE TRUST	1598	0.00	1598
68	JAPAN TRUSTEE SERVICES BANK, LTD. STB SUMISHIN SHI NKOUKOKUKABUSHIKI INDEX MOTHER FUND	5820	0.00	5820
69	MANAGED PENSION FUNDS LIMITED - ALL WORLD EQUITY C LIMATE BALANCED MULTI-FACTOR INDEX SUB FUND	3674	0.00	3674
70	CC&L Q INTERNATIONAL EQUITY FUND	380	0.00	380
71	BNP PARIBAS ARBITRAGE BNP PARIBAS ARBITRAGE - ODI	303579	0.10	519941
		216362	0.07	
72	SHELL PENSIONS TRUST LIMITED AS TRUSTEE OF THE SHE LL CONTRIBUTORY PENSION FUND	12704	0.00	12704
73	PUB EQUITIES EMERGING MARKETS 1	19365	0.01	19365
74	QSUPER	51993	0.02	51993
75	THE MASTER TRUST BANK OF JAPAN, LTD. AS TRUSTEE OF MUTB300000120-STOCK	341	0.00	341
76	PEOPLE'S BANK OF CHINA	686998	0.24	686998
77	HEALTH EMPLOYEES SUPERANNUATION TRUST AUSTRALIA	53299	0.02	53299
78	ALLIANZGI EMERGING MARKETS CONSUMER FUND	1126	0.00	1126
79	ACTIVE EMERGING MARKETS EQUITY FUND	256002	0.09	256002
80	SAS TRUSTEE CORPORATION POOLED FUND	5020	0.00	5020
81	LAZARD RETIREMENT EMERGING MARKETS EQUITY PORTFOLI O	62650	0.02	62650
82	VEMF - A, L.P.	84910	0.03	84910
83	GENERAL ORGANIZATION FOR SOCIAL INSURANCE	83220	0.03	83220
84	HSBC POOLED INVESTMENT FUND - HSBC POOLED VC ASIA PACIFIC EX JAPAN EQUITY FUND	84000	0.03	84000

BAJAJ AUTO LIMITED				
LIST OF FPC, FII AS ON 31/03/2021				
Sno	Name/Jt1/Jt2	Shares	% Equity	Total Shares
85	JAPAN TRUSTEE SERVICES BANK, LTD. STB LGM INDIA EQ	15076	0.01	15076
	UITY MOTHER FUND			
86	HIRTLE CALLAGHAN EMERGING MARKETS PORTFOLIO -SSGA	7846	0.00	7846
	FUNDS MANAGEMENT INC - PASSIVE			
87	SOCIETE GENERALE SECURITIES SERVICES GMBH ON BEHAL	6689	0.00	6689
	F OF PT-MASTER			
88	BMO INVESTMENTS (LUX) I FUND - BMO RESPONSIBLE GLO	11516	0.00	11516
	BAL EMERGING MARKETS EQUITY FUND			
89	LOCAL AUTHORITIES SUPERANNUATION FUND	4963	0.00	4963
90	MIRAE ASSET INDIA BLUE CHIP EQUITY MASTER INVESTME	6793	0.00	6793
	NT TRUST			
91	SAUDI ARABIAN MONETARY AUTHORITY - EMERGING MARKET	80918	0.03	114825
	PORTFOLIO 12			
	SAUDI ARABIAN MONETARY AUTHORITY - GLOBAL EQUITY P	10278	0.00	
	ORTFOLIO 12			
	SAUDI ARABIAN MONETARY AUTHORITY - EMERGING MARKET	23629	0.01	
	PORTFOLIO 15			
92	ALLIANZ GLOBAL INVESTORS GLOBAL EMERGING MARKETS F	4300	0.00	4300
	UND			
93	TCORPIM EMERGING MARKET SHARE FUND	4402	0.00	4402
94	LGPS CENTRAL ALL WORLD EQUITY CLIMATE MULTI FACTOR	20200	0.01	20200
	FUND, A SUB FUND OF LGPS CENTRAL AUTHORISED CONTR			
	ACTUAL SCHEME			
95	UNIVERSAL-INVESTMENT-LUXEMBOURG S.A. ON BEHALF OF	6235	0.00	6235
	UNIVEST			
96	MONETARY AUTHORITY OF SINGAPORE	174345	0.06	329860
	MONETARY AUTHORITY OF SINGAPORE ACCOUNT 7	3917	0.00	
	MONETARY AUTHORITY OF SINGAPORE ACCOUNT 8	151598	0.05	
97	THE MASTER TRUST BANK OF JAPAN, LTD. AS TRUSTEE OF	14940	0.01	14940
	NATIONAL PENSION FUND ASSOCIATION MTBJ400038345			
98	FIDELITY SALEM STREET TRUST FIDELITY TOTAL INTERNA	14596	0.01	14596
	TIONAL INDEX FUND			
99	EMERGING MARKETS CORE EQUITY FUND OF DIMENSIONAL F	10816	0.00	10816
	UNDS ICVC			
100	ROTHKO ALL COUNTRIES WORLD EX-US EQUITY FUND, L.P.	335	0.00	335
101	KBI INSTITUTIONAL EMERGING MARKETS EQUITY FUND	5890	0.00	5890
102	ISLAND CAPITAL INVESTMENTS LLC	5067	0.00	5067
103	SEB HALLBAR FAKTOR EMERGING MARKETS	958	0.00	958
104	MICROSOFT CORPORATION SAVINGS PLUS 401(K) PLAN AS	69374	0.02	69374
	MANAGED BY SOMERSET CAPITAL MANAGEMENT LLP			
105	SPARTAN GROUP TRUST FOR EMPLOYEE BENEFIT PLANS SPA	19986	0.01	19986
	RTAN EMERGING MARKETS INDEX POOL			
106	EMERGING MARKETS EQUITY ESG SCREENED FUND B	4656	0.00	4656
107	ISHARES MSCI ACWI LOW CARBON TARGET ETF	2376	0.00	2376

BAJAJ AUTO LIMITED				
LIST OF FPC, FII AS ON 31/03/2021				
Sno	Name/Jt1/Jt2	Shares	% Equity	Total Shares
108	FIDELITY COVINGTON TRUST: FIDELITY TARGETED EMERGI	818	0.00	818
	NG MARKETS FACTOR ETF			
109	COLONIAL FIRST STATE INVESTMENT FUND 50	6931	0.00	6931
110	FONDITALIA EQUITY GLOBAL EMERGING MARKETS	20552	0.01	20552
111	PINEBRIDGE INVESTMENTS GF MAURITIUS LIMITED	669394	0.23	669394
112	ACACIA PARTNERS, LP	700	0.00	700
113	Q INDIA EQUITY FUND LIMITED	12028	0.00	12028
114	THE MASTER TRUST BANK OF JAPAN, LTD. AS TRUSTEE OF	3029	0.00	3029
	FUJITSU PENSION FUND MUTB400038708			
115	TRUSTEES OF THE MINeworkers' PENSION SCHEME LIMITE	3493	0.00	3493
	D-MINeworkers' PENSION SCHEME			
116	FUTURE FUND BOARD OF GUARDIANS MANAGED BY STATE ST	175475	0.06	175475
	REET GLOBAL ADVISORS			
117	STATE STREET MSCI ACWI MINIMUM VOLATILITY INDEX NO	17076	0.01	17076
	N-LENDING QIB FUND			
118	VANGUARD EMERGING MARKETS STOCK INDEX FUND, A SERI	113181	0.04	113181
	ES OF VANGUARD INVESTMENT SERIES PLC			
119	FONDITALIA EQUITY INDIA	13275	0.00	13275
120	JPMORGAN LIFE LIMITED	1117	0.00	1117
121	THE NOMURA TRUST AND BANKING CO., LTD. RE: INTERNA	8200	0.00	8200
	TIONAL EMERGING STOCK INDEX MSCI EMERGING NO HEDGE			
	MOTHER FUND			
122	CBIS GLOBAL FUNDS PLC- WORLD EQUITY FUND	6301	0.00	6301
123	INVESTERINGSFORENINGEN PROCAPTURE GLOBAL EMERGING	5344	0.00	5344
	MARKETS INDEX FUND - ACCUMULATING KL			
124	EB DV EMERGING MARKETS STOCK INDEX FUND	42132	0.01	42132
125	UNI-GLOBAL - EQUITIES EMERGING MARKETS	18340	0.01	18340
126	STATE OF ALASKA RETIREMENT AND BENEFITS PLANS MANA	9019	0.00	9019
	GED BY LEGAL AND GENERAL INVESTMENT MANAGEMENT AME			
	RICA, INC. (LGIMA)			
127	PENSION FUND ASSOCIATION FOR LOCAL GOVERNMENT OFFI	1472	0.00	1472
	CIALS 18420-7082			
128	EMERGING MARKETS EQUITY INDEX ESG SCREENED FUND B	8205	0.00	8205
129	HSBC MANAGED BALANCED FUND	610	0.00	610
130	FUBON NIFTY ETF	2512	0.00	2512
131	INTECH GLOBAL ALL COUNTRY ENHANCED INDEX FUND LLC	688	0.00	688
132	THE MASTER TRUST BANK OF JAPAN, LTD. AS TRUSTEE FO	25738	0.01	25738
	R GOVERNMENT PENSION INVESTMENT FUND MTBJ400045828			
133	THE MASTER TRUST BANK OF JAPAN, LTD. AS TRUSTEE FO	31395	0.01	31395
	R GOVERNMENT PENSION INVESTMENT FUND MUTB400045792			
134	SCOTTISH WIDOWS TRACKER AND SPECIALIST INVESTMENT	15630	0.01	15630
	FUNDS ICVC-EMERGING MARKETS FUND			
135	RBC QUANT EMERGING MARKETS EQUITY LEADERS ETF	94	0.00	94
136	NATIONAL PENSION SERVICE MANAGED BY LEGAL & GENERA	56247	0.02	178932

BAJAJ AUTO LIMITED				
LIST OF FPC, FII AS ON 31/03/2021				
Sno	Name/Jt1/Jt2	Shares	% Equity	Total Shares
	L INVESTMENT MANAGEMENT LIMITED			
	NATIONAL PENSION SERVICE MANAGED BY BLACKROCK INST	36163	0.01	
	ITUTIONAL TRUST COMPANY, NA			
	NATIONAL PENSION SERVICE MANAGED BY AQR CAPITAL MA	7123	0.00	
	NAGEMENT LLC			
	NATIONAL PENSION SERVICE MANAGED BY LAZARD ASSET M	79399	0.03	
	ANAGEMENT LLC			
137	INTERNATIONAL BANK FOR RECONSTRUCTION AND DEVELOPM	4474	0.00	59823
	ENT ON BEHALF OF THE POST-EMPLOYMENT BENEFITS PLAN			
	INTERNATIONAL BANK FOR RECONSTRUCTION AND DEVELOPM	47980	0.02	
	ENT AS TRUSTEE FOR THE STAFF RETIREMENT PLAN AND T			
	RUST			
	INTERNATIONAL BANK FOR RECONSTRUCTION AND DEVELOPM	7369	0.00	
	ENT AS TRUSTEE FOR THE RETIRED STAFF BENEFITS PLAN			
	AND TRUST			
138	PARAMETRIC TAX-MANAGED EMERGING MARKETS FUND	13052	0.00	13052
139	LVIP SSGA EMERGING MARKETS EQUITY INDEX FUND	7721	0.00	7721
140	BVK PERSONALVORSORGE DES KANTONS ZURICH	22012	0.01	22012
141	FRANKLIN LIBERTYQT EMERGING MARKETS INDEX ETF	1540	0.00	1540
142	BLACKROCK MSCI EMERGING MARKETS MINIMUM VOLATILITY	6074	0.00	6074
	INDEX FUND			
143	MCKINLEY CAPITAL EMERGING MARKETS GROWTH FUND SERI	9730	0.00	9730
	ES A			
144	TRUST & CUSTODY SERVICES BANK, LTD. AS TRUSTEE FOR	7159	0.00	7159
	EMERGING EQUITY DIVERSIFIED INCOME PLUS FUND (PRI			
	VATE PLACEMENT FUND)			
145	UPAMC ASIAN BRIC FUND	2000	0.00	2000
146	PENSION FUND ASSOCIATION FOR LOCAL GOVERNMENT OFFI	9321	0.00	9321
	CIALS 18420-7092			
147	EMERGING MARKETS CORE EQUITY PORTFOLIO (THE PORTFO	216078	0.07	216078
	LIO) OF DFA INVESTMENT DIMENSIONS GROUP INC. (DFAI			
	DG)			
148	BRIGHTHOUSE FUNDS TRUST I - SSGA EMERGING MARKETS	4764	0.00	4764
	ENHANCED INDEX PORTFOLIO			
149	SIX CIRCLES INTERNATIONAL UNCONSTRAINED EQUITY FUN	2914	0.00	2914
	D			
150	FRANKLIN TEMPLETON ETF TRUST - FRANKLIN FTSE INDIA	2091	0.00	2091
	ETF			
151	RAM (LUX) SYSTEMATIC FUNDS - LONG/SHORT EMERGING M	7	0.00	7
	ARKETS EQUITIES			
152	SSGA SPDR ETFS EUROPE I PUBLIC LIMITED COMPANY - S	7396	0.00	7396
	PDR MSCI EMERGING MARKETS UCITS ETF			
153	PUBLIC SECTOR PENSION INVESTMENT BOARD - PSP INVES	27718	0.01	50990
	TMENTS			

BAJAJ AUTO LIMITED				
LIST OF FPC, FII AS ON 31/03/2021				
Sno	Name/Jt1/Jt2	Shares	% Equity	Total Shares
	PUBLIC SECTOR PENSION INVESTMENT BOARD - BLACKROCK	23272	0.01	
	INSTITUTIONAL TRUST COMPANY, N.A.			
154	LGIASUPER	1080	0.00	1080
155	VERDIPAPIRFONDET STOREBRAND INDEKS NYE MARKEDER	5266	0.00	5266
156	BARCLAYS MERCHANT BANK (SINGAPORE) LTD.	85	0.00	85
157	LEGAL & GENERAL GLOBAL EMERGING MARKETS INDEX FUND	18656	0.01	18656
158	COLONIAL FIRST STATE INVESTMENTS LIMITED AS RESPON	13256	0.00	13256
	SIBLE ENTITY FOR COMMONWEALTH EMERGING MARKETS FUN			
	D 6			
159	FIDELITY UCITS II ICAV / FIDELITY MSCI EMERGING MA	437	0.00	437
	RKETS INDEX FUND			
160	WELLINGTON MANAGEMENT FUNDS (IRELAND) PUBLIC LIMIT	2747	0.00	2747
	ED COMPANY - WELLINGTON ASIA EX JAPAN EQUITY FUND			
161	OP-INDIA FUND	49315	0.02	49315
162	INDIA MOATS FUND	1800	0.00	1800
163	STATE STREET MSCI ACWI EX USA IMI SCREENED NON-LEN	2725	0.00	2725
	DING COMMON TRUST FUND			
164	BMO INVESTMENT FUNDS (UK) ICVC II - BMO ASIA PACIF	25054	0.01	25054
	IC EQUITY FUND			
165	NOMURA SINGAPORE LIMITED	837	0.00	837
166	VERDIPAPIRFONDET KLP AKSJE FREMVOKSENDE MARKEDER F	10015	0.00	10015
	LERFAKTOR			
167	EMERGING MARKETS EQUITY SELECT ETF	1022	0.00	1022
168	RESPONSIBLE EMERGING MARKETS EQUITY ESG FUND, LLC	921	0.00	921
169	FIDELITY INVESTMENT FUNDS - FIDELITY INDEX EMERGIN	7158	0.00	7158
	G MARKETS FUND			
170	MUNICIPAL EMPLOYEES ANNUITY AND BENEFIT FUND OF CH	3707	0.00	3707
	ICAGO			
171	GMO MEAN REVERSION FUND (ONSHORE), A SERIES OF GMO	8478	0.00	8478
	MASTER PORTFOLIOS (ONSHORE), L.P.			
172	AP7 EQUITY FUND	136871	0.05	136871
173	FIRST STATE INVESTMENTS ICVC - FIRST STATE INDIAN	2098	0.00	2098
	SUBCONTINENT ALL-CAP FUND			
174	FRANKLIN TEMPLETON ETF TRUST - FRANKLIN LIBERTYQ E	1820	0.00	1820
	MERGING MARKETS ETF			
175	CREDIT SUISSE (SINGAPORE) LIMITED	9690	0.00	9690
176	AMERICAN CENTURY ETF TRUST - AVANTIS EMERGING MARK	1052	0.00	1052
	ETS EQUITY FUND			
177	CARNEGIE INDIENFOND	80000	0.03	80000
178	PACS-LIFE FUND	202149	0.07	202149
179	LAZARD EMERGING MARKETS FUND	94948	0.03	94948
180	SEB SICAV 1 - SEB EMERGING MARKETS FUND	18120	0.01	18120
181	THE MASTER TRUST BANK OF JAPAN, LTD. AS TRUSTEE OF	3266	0.00	3266
	FUJITSU PENSION FUND MTBJ400030467			

BAJAJ AUTO LIMITED				
LIST OF FPC, FII AS ON 31/03/2021				
Sno	Name/Jt1/Jt2	Shares	% Equity	Total Shares
182	BERESFORD FUNDS PLC	618	0.00	618
183	NORTHERN EMERGING MARKETS EQUITY INDEX FUND	19663	0.01	19663
184	NORDEA GENERATIONSFOND 70-TAL	28044	0.01	28044
185	FLEXSHARES INTERNATIONAL QUALITY DIVIDEND DEFENSIV E INDEX FUND	10050	0.00	10050
186	SOMERSET GLOBAL EMERGING MARKETS FUND LLC	201813	0.07	201813
187	MSCI EQUITY INDEX FUND B - INDIA	255109	0.09	255109
188	THE MASTER TRUST BANK OF JAPAN, LTD. AS TRUSTEE OF MUTB300000069-STOCK	2095	0.00	2095
189	SEI TRUST COMPANY, AS TRUSTEE ON BEHALF OF HIGHVIS TA SGE EX-US CIT FUND	17781	0.01	17781
190	MANAGED PENSION FUNDS LIMITED	61150	0.02	61150
191	STATE STREET RAFI FUNDAMENTALEMERGING MARKETS INDE X NON-LENDING COMMON TRUST FUND	488	0.00	488
192	UTAH STATE RETIREMENT SYSTEMS	12870	0.00	12870
193	BLACKROCK CDN MSCI EMERGING MARKETS INDEX FUND	6698	0.00	6698
194	JAPAN POLICE PERSONNEL MUTUAL AID ASSOCIATION 1846 5-7012	2312	0.00	2312
195	THE MASTER TRUST BANK OF JAPAN, LTD. AS TRUSTEE OF TMAM INDIA OWNERS EQUITY MOTHER FUND	2000	0.00	2000
196	ISHARES MSCI INDIA MAURITIUS COMPANY	8152	0.00	8152
197	AMP CAPITAL FUNDS MANAGEMENT LIMITED AS RESPONSIBL E ENTITY FOR THE FUTURE DIRECTIONS EMERGING MARKET S SHARE FUND - LAZARD ASSET MANAGEMENT PACIFIC CO	47459	0.02	47459
198	HSBC ETFS PLC - HSBC ASIA PACIFIC EX JAPAN SUSTAIN ABLE EQUITY UCITS ETF	119	0.00	119
199	ARIZONA PSPRS TRUST	6441	0.00	6441
200	JPMORGAN INDIA FUND	307783	0.11	307783
201	THE BOEING COMPANY EMPLOYEE SAVINGS PLANS MASTER T RUST	2341	0.00	2341
202	THE MASTER TRUST BANK OF JAPAN, LTD. AS TRUSTEE OF NATIONAL PENSION FUND ASSOCIATION MUTB400037727	7838	0.00	7838
203	LAZARD EMERGING MARKETS EQUITY PORTFOLIO	521020	0.18	521020
204	ISHARES EDGE MSCI MIN VOL GLOBAL ETF	69680	0.02	69680
205	NATIONAL FEDERATION OF MUTUAL AID ASSOCIATIONS FOR MUNICIPAL PERSONNEL 18464-2107	4968	0.00	4968
206	INVESCO INDIA ETF	13074	0.00	13074
207	TRUST & CUSTODY SERVICES BANK, LTD. AS TRUSTEE FO R DIAM BRICS EQUITY MOTHER FUND	184	0.00	184
208	ALBERTA TEACHERS RETIREMENT FUND BOARD	246288	0.09	246288
209	ISHARES IV PUBLIC LIMITED COMPANY- ISHARES MSCI IN DIA UCITS ETF	73651	0.03	73651
210	VANGUARD MODERATE GROWTH FUND	752	0.00	752
211	LOMBARD ODIER ASSET MANAGEMENT (SWITZERLAND) SA B/	12310	0.00	12310

BAJAJ AUTO LIMITED				
LIST OF FPC, FII AS ON 31/03/2021				
Sno	Name/Jt1/Jt2	Shares	% Equity	Total Shares
	O - SYNERGIE -ACTIONS EMERGING MARKET DFM			
212	DELA DEPOSITARY & ASSET MANAGEMENT B.V. AS RESPONS	2361	0.00	2361
	IBLE ENTITY TO DELA EQUITY FUND 5			
213	ISHARES CORE EMERGING MARKETS MAURITIUS CO	619480	0.21	619480
214	GUARDIANS OF NEW ZEALAND SUPERANNUATION AS MANAGER	10672	0.00	10672
	AND ADMINISTRATOR OF THE NEW ZEALAND SUPERANNUATI			
	ON FUND, FOR THE NEW ZEALAND SUPERANNUATION FUND			
215	ISHARES INDIA MAURITIUS CO.	103421	0.04	103421
216	NORDEA 2, SICAV - EMERGING MARKETS SUSTAINABLE ENH	21665	0.01	57875
	ANCED EQUITY FUND			
	NORDEA 2 SICAV -NORDEA 2-EMERGING MARKETS ENHANCED	36210	0.01	
	EQUITY FUND			
217	VERDIPAPIRFONDET DNB GLOBAL EMERGING MARKETS INDEK	2191	0.00	2191
	S			
218	CALSTRS MANAGED BY STATE STREET GLOBAL ADVISORS	19807	0.01	318227
	CALSTRS MANAGED BY LAZARD ASSET MANAGEMENT LLC	237765	0.08	
	CALIFORNIA STATE TEACHERS RETIREMENT SYSTEM-AQR CA	60655	0.02	
	PITAL MANAGEMENT, LLC			
219	ABERDEEN INVESTMENT FUNDS UK ICVC II - ABERDEEN AS	4009	0.00	4009
	IA PACIFIC EX - JAPAN EQUITY TRACKER FUND			
220	JF INDIA EQUITY ACTIVE OPEN MOTHER FUND	39941	0.01	39941
221	MIRAE ASSET INDIA SECTOR LEADER EQUITY FUND	25315	0.01	25315
222	ST. JAMES'S PLACE STRATEGIC MANAGED UNIT TRUST MAN	2348	0.00	2348
	AGED BY THREADNEEDLE ASSET MANAGEMENT LIMITED			
223	THE MASTER TRUST BANK OF JAPAN, LTD.AS TRUSTEE FOR	3642	0.00	3642
	PENSION FUND ASSOCIATION MTBJ400039078			
224	ISHARES EDGE MSCI EM MINIMUM VOLATILITY UCITS ETF	23201	0.01	23201
225	QS INVESTORS DBI GLOBAL EMERGING MARKETS EQUITY FU	2314	0.00	2314
	ND LP			
226	QIC INTERNATIONAL EQUITIES FUND	2096	0.00	2096
227	VERDIPAPIRFONDET STOREBRAND INDEKS ALLE MARKEDER	2354	0.00	2354
228	PUBLIC EMPLOYEES RETIREMENT SYSTEM OF MISSISSIPPI	87092	0.03	87092
229	GENERAL PENSION AND SOCIAL SECURITY AUTHORITY	9021	0.00	9021
230	INDEXED EMERGING MARKETS EQUITY FUND	29542	0.01	29542
231	NEW YORK STATE COMMON RETIREMENT FUND	134118	0.05	134118
232	COLONIAL FIRST STATE INVESTMENTS LIMITED AS RESPON	10712	0.00	10712
	SIBLE ENTITY FOR COMMONWEALTH GLOBAL SHARES FUND 4			
233	JANUS HENDERSON EMERGING MARKETS MANAGED VOLATILIT	155	0.00	155
	Y FUND			
234	JOHN HANCOCK VARIABLE INSURANCE TRUST INTERNATIONA	2923	0.00	2923
	L EQUITY INDEX TRUST			
235	SSGA SPDR ETFS EUROPE I PUBLIC LIMITED COMPANY - S	1089	0.00	1089
	PDR MSCI ACWI UCITS ETF			
236	MACQUARIE TRUE INDEX EMERGING MARKETS FUND	5300	0.00	5300

BAJAJ AUTO LIMITED				
LIST OF FPC, FII AS ON 31/03/2021				
Sno	Name/Jt1/Jt2	Shares	% Equity	Total Shares
237	1199 SEIU HEALTH CARE EMPLOYEES PENSION FUND	13358	0.00	13358
238	HSBC COLLECTIVE INVESTMENT TRUST HSBC ASIA PACIFIC EX JAPAN EQUITY VOLATILITY FOCUSED FUND	27381	0.01	27381
239	JPMORGAN DIVERSIFIED RETURN EMERGING MARKETS EQUIT Y ETF	9216	0.00	9216
240	CAISSE DE DEPOT ET PLACEMENT DU QUEBEC CAISSE DE DEPOT ET PLACEMENT DU QUEBEC-FIRST STATE INVESTMENTS INTERNATIONAL LIMITED CAISSE DE DEPOT ET PLACEMENT DU QUEBEC- QUANTUM AD VISORS PRIVATE LIMITED	45178 118298 214687	0.02 0.04 0.07	378163
241	SWISSCANTO (CH) INDEX EQUITY FUND EMERGING MARKETS	19031	0.01	19031
242	FIDELITY SALEM STREET TRUST FIDELITY FLEX INTERNAT IONAL INDEX FUND	2290	0.00	2290
243	MULTI-MANAGER ICVC - MULTI-MANAGER INTERNATIONAL E QUITY FUND HEXAM CAPITAL PARTNERS LLP	37021	0.01	37021
244	LAZARD GLOBAL ACTIVE FUNDS PLC LAZARD EMERGING MAR KETS EQUITY FUND	38766	0.01	38766
245	THE INCUBATION FUND, LTD.	1183	0.00	1183
246	OREGON PUBLIC EMPLOYEES RETIREMENT SYSTEM MANAGED THROUGH DIMENSIONAL FUND ADVISORS LP OREGON PUBLIC EMPLOYEES RETIREMENT SYSTEM MANAGED THROUGH 59GZ OREGON STATE TREASURY	1214 5100	0.00 0.00	6314
247	EMERGING MARKETS SOCIAL CORE EQUITY PORTFOLIO OF D FA INVESTMENT DIMENSIONS GROUP INC.	11561	0.00	11561
248	HSBC ETFS PLC - HSBC EMERGING MARKET SUSTAINABLE E QUITY UCITS ETF	265	0.00	265
249	FLEXSHARES MORNINGSTAR EMERGING MARKETS FACTOR TIL T INDEX FUND	1128	0.00	1128
250	UPS GROUP TRUST	100000	0.03	100000
251	JAPAN POLICE PERSONNEL MUTUAL AID ASSOCIATION 1846 5-7009	2613	0.00	2613
252	VANGUARD FUNDS PUBLIC LIMITED COMPANY - VANGUARD F TSE EMERGING MARKETS UCITS ETF	27597	0.01	27597
253	ABL GLOBAL EMERGING EQUITY INVESTMENT TRUST	657	0.00	657
254	SWISSCANTO (LU) EQUITY FUND - SYSTEMATIC RESPONSIB LE EMERGING MARKETS	14865	0.01	14865
255	ISHARES MSCI EM CONSUMER GROWTH UCITS ETF	2851	0.00	2851
256	JNL/MELLON EMERGING MARKETS INDEX FUND	9952	0.00	9952
257	COMMONWEALTH GLOBAL SHARE FUND 30	11095	0.00	11095
258	AQR EMERGING EQUITIES COLLECTIVE INVESTMENT FUND	22707	0.01	22707
259	EB DV NON-SL EMERGING MARKETS STOCK INDEX FUND	17424	0.01	17424
260	STATE STREET ICAV - STATE STREET EMERGING MARKETS ESG SCREENED INDEX EQUITY FUND	825	0.00	825
261	PARI WASHINGTON INDIA MASTER FUND, LTD.	264335	0.09	264335

BAJAJ AUTO LIMITED				
LIST OF FPC, FII AS ON 31/03/2021				
Sno	Name/Jt1/Jt2	Shares	% Equity	Total Shares
262	CHALLENGE FUNDS - CHALLENGE PACIFIC EQUITY FUND	929	0.00	929
263	HSBC GLOBAL INVESTMENT FUNDS GLOBAL EMERGING MARKE TS MULTI ASSET INCOME	4244	0.00	4244
264	ALLIANZ GLOBAL INVESTORS GMBH ACTING ON BEHALF OF ALLIANZ VKA FONDS	2577	0.00	2577
265	HSBC INDIAN EQUITY MOTHER FUND	159430	0.06	159430
266	KRANESHARES MSCI EMERGING MARKETS EX CHINA INDEX E TF	560	0.00	560
267	J P MORGAN FUNDS	247411	0.09	247411
268	SOMERSET EMERGING MARKETS MID CAP FUND	165252	0.06	165252
269	VANGUARD FTSE ASIA EX JAPAN INDEX ETF	757	0.00	757
270	FONDS DE COMPENSATION DE LA SECURITE SOCIALE,SICAV -FIS-ACTIONS EMMA INDEXE	9947	0.00	9947
271	SEB HALLBARHETFOND VARLDEN	55040	0.02	55040
272	FORSTA AP-FONDEN AS MANAGED BY LEGAL & GENERAL INV ESTMENT MANAGEMENT LTD	6839	0.00	6839
273	DWS INVESTMENT GMBH ON BEHALF OF DEAM-FONDS SPEZIA L 2	5733	0.00	5733
274	SOCIETE GENERALE - ODI SOCIETE GENERALE	114384 136535	0.04 0.05	250919
275	LAZARD/WILMINGTON COLLECTIVE TRUST	151850	0.05	151850
276	SEB EMERGING MARKETSFOND	88153	0.03	88153
277	MACQUARIE MULTI-FACTOR FUND	5645	0.00	5645
278	DRZ EMERGING MARKETS, LP	34333	0.01	34333
279	GUIDESTONE FUNDS EMERGING MARKETS EQUITY FUND	2222	0.00	2222
280	PGGM WORLD EQUITY II B. V.	46477	0.02	46477
281	GOLDMAN SACHS (SINGAPORE) PTE. - ODI GOLDMAN SACHS (SINGAPORE) PTE	40719 1264	0.01 0.00	41983
282	BOARD OF PENSIONS OF THE EVANGELICAL LUTHERAN CHUR CH IN AMERICA	2728	0.00	2728
283	SOMERSET SMALL MID CAP EM ALL COUNTRY FUND LLC	190880	0.07	190880
284	EASTSPRING INVESTMENTS - ASIAN LOW VOLATILITY EQUI TY FUND	430100	0.15	430100
285	PENSION FUND ASSOCIATION FOR LOCAL GOVERNMENT OFF ICIALS 18420-7089	7614	0.00	7614
286	DIMENSIONAL EMERGING CORE EQUITY MARKET ETF OF DIM ENSIONAL ETF TRUST	1537	0.00	1537
287	TRUST & CUSTODY SERVICES BANK, LTD. AS TRUSTEE FOR ORGANIZATION FOR SMALL & MEDIUM ENTERPRISES AND R EGIONAL INNOVATION,JAPAN	2540	0.00	2540
288	MGI FUNDS PLC - MERCER PASSIVE EMERGING MARKETS EQ UITY FUND - IRISH LIFE INVESTMENT MANAGERS LIMITED	35413	0.01	35413
289	THE MASTER TRUST BANK OF JAPAN, LTD. AS TRUSTEE FO R GOVERNMENT PENSION INVESTMENT FUND MUTB400045795	52443	0.02	52443

BAJAJ AUTO LIMITED				
LIST OF FPC, FII AS ON 31/03/2021				
Sno	Name/Jt1/Jt2	Shares	% Equity	Total Shares
290	THE MASTER TRUST BANK OF JAPAN, LTD.AS TRUSTEE FOR FEDERATION OF NATIONAL PUBLIC SERVICE PERSONNEL M UTUAL AID ASSOCIATIONS MTBJ400076151	2106	0.00	2106
291	BNY MELLON EMERGING MARKETS EQUITY ETF	297	0.00	297
292	CI WISDOMTREE EMERGING MARKETS DIVIDEND INDEX ETF	684	0.00	684
293	FIDELITY SALEM STREET TRUST FIDELITY SAI EMERGING MARKETS INDEX FUND	31148	0.01	31148
294	UNIVERSAL-INVESTMENT-GESELLSCHAFT MBH ON BEHALF OF UI-FONDS BAV RBI AKTIEN	4624	0.00	4624
295	MIRAEASSET MAPS SELECT Q EQUITY INVESTMENT TRUST N O.1	126	0.00	126
296	EMERGING MARKETS INDEX NON-LENDABLE FUND B	25409	0.01	25409
297	ALLIANZ GLOBAL INVESTORS GMBH ACTING ON BEHALF OF ALLIANZGI-FONDS DSPT	4942	0.00	4942
298	EMERGING MARKETS SUSTAINABILITY CORE 1 PORTFOLIO	7590	0.00	7590
299	EATON VANCE TRUST COMPANY/PARAMETRIC EMERGING MARK ETS EQUITY COMMON TRUST FUND	2279	0.00	2279
300	IRISH LIFE ASSURANCE PLC	108228	0.04	108228
301	JAPAN TRUSTEE SERVICES BANK, LTD. STB EMERGING MAR KETS EQUITY INDEX MOTHER FUND	949	0.00	949
302	TANTALLON INDIA FUND	16000	0.01	16000
303	STICHTING PENSIOENFONDS PGB	28354	0.01	28354
304	MGI EMERGING MARKETS EQUITY FUND MGI EMERGING MARKETS EQUITY FUND-DIMENSIONAL FUND ADVISORS LTD.	32015	0.01	35351
305	SSGA MSCI ACWI EX-USA INDEX NON-LENDING DAILY TRUS T	376	0.00	376
306	GOLDMAN SACHS INVESTMENTS (MAURITIUS) I LTD	21760	0.01	21760
307	PUBLIC SCHOOL TEACHERS' PENSION AND RETIREMENT FUN D OF CHICAGO	6310	0.00	6310
308	GOVERNMENT OF SINGAPORE - E GOVERNMENT OF SINGAPORE	81012	0.03	804773
309	VERDIPAPIRFONDET KLP AKSJE FREMVOKSENDE MARKEDER I NDEKS I	15998	0.01	15998
310	NORDEA GENERATIONSFOND 90-TAL	1913	0.00	1913
311	VANGUARD FUNDS PUBLIC LIMITED COMPANY - VANGUARD F TSE ALL-WORLD UCITS ETF	12684	0.00	12684
312	FUNDPARTNER SOLUTIONS (SUISSE) SA- TURICUM - AKTIE N - UND IMMOBILIENWERTSCHRIFTEN	71964	0.02	71964
313	RUSSELL INVESTMENT COMPANY PLC-RUSSELL INVESTMENTS EMERGING MARKETS EQUITY FUND	60148	0.02	60148
314	SCOTTISH WIDOWS INVESTMENT SOLUTIONS FUNDS ICVC - FUNDAMENTAL LOW VOLATILITY INDEX EMERGING MARKETS EQUITY FUND	23129	0.01	23129

BAJAJ AUTO LIMITED				
LIST OF FPC, FII AS ON 31/03/2021				
Sno	Name/Jt1/Jt2	Shares	% Equity	Total Shares
315	HANDELSBANKEN GLOBAL INDEX CRITERIA	7990	0.00	7990
316	WILLIAM BLAIR SYSTEMATIC INTERNATIONAL ALL CAP COR E FUND LLC	254	0.00	254
317	PENSION FUND ASSOCIATION FOR LOCAL GOVERNMENT OFF ICIALS 18420-7085	7657	0.00	7657
318	WASHINGTON STATE INVESTMENT BOARD MANAGED BY STATE STREET GLOBAL ADVISORS GUARANTEED EDUCATION TUIT ION-GET	1109	0.00	1109
319	STICHTING DEPOSITARY APG EMERGING MARKETS EQUITY P OOL	463601	0.16	463601
320	FIRST TRUST INDIA NIFTY 50 EQUAL WEIGHT ETF	1659	0.00	1659
321	SATRIX EMERGING MARKETS EQUITY TRACKER FUND	738	0.00	738
322	THE MASTER TRUST BANK OF JAPAN, LTD. AS TRUSTEE OF NATIONAL PENSION FUND ASSOCIATION MTBC400034657	4569	0.00	4569
323	KAPITALFORENINGEN EMD INVEST, GLOBALE AKTIER / II KAPITALFORENINGEN EMD INVEST, EMERGING MARKETS IND EKS	843 3109	0.00 0.00	3952
324	INTERFUND EQUITY GLOBAL EMERGING MARKETS	21610	0.01	21610
325	AMERICAN CENTURY ETF TRUST-AVANTIS EMERGING MARKET S EQUITY ETF	5739	0.00	5739
326	YUANTA INDIA FUND	1208	0.00	1208
327	ISHARES CORE TOTAL INTERNATIONAL STOCK MAURITIUS C O	81607	0.03	81607
328	DFA INTERNATIONAL CORE EQUITY FUND	4342	0.00	4342
329	PRUDENTIAL RETIREMENT INSURANCE AND ANNUITY COMPAN Y - SEPARATE ACCOUNT SA-EMG	11958	0.00	11958
330	TFL PENSION FUND	142668	0.05	142668
331	JAPAN TRUSTEE SERVICES BANK, LTD. SMTB ASIA EQUITY 300 INDEX MOTHER FUND	71	0.00	71
332	THE PRUDENTIAL INVESTMENT PORTFOLIOS, INC. - PGIM BALANCED FUND	924	0.00	924
333	EASTSPRING INVESTMENTS INDIA CONSUMER EQUITY OPEN LIMITED	22488	0.01	22488
334	ROBECO CAPITAL GROWTH FUNDS ROBECO CAPITAL GROWTH FUNDS - ROBECO QI EMERGING C ONSERVATIVE EQUITIES	3072 53602	0.00 0.02	56674
335	LAZARD ASSET MANAGEMENT LLC, PROPRIETARY ACCOUNT	453	0.00	453
336	BLACKROCK AQUILA EMERGING MARKETS FUND	3372	0.00	3372
337	BUMA-UNIVERSAL-FONDS I	1946	0.00	1946
338	BMO INVESTMENTS II (IRELAND) PUBLIC LIMITED COMPAN Y-BMO LGM ASIAN GROWTH AND INCOME FUND	666	0.00	666
339	NED'S ISLAND INVESTMENT CORPORATION	27097	0.01	27097
340	BLACKROCK GLOBAL INDEX FUNDS-ISHARES EMERGING MARK ETS EQUITY INDEX FUND (LU)	5481	0.00	5481

BAJAJ AUTO LIMITED				
LIST OF FPC, FII AS ON 31/03/2021				
Sno	Name/Jt1/Jt2	Shares	% Equity	Total Shares
341	FLORIDA RETIREMENT SYSTEM - ROBECO INSTITUTIONAL A	12389	0.00	583311
	SSET MANAGEMENT US			
	FLORIDA RETIREMENT SYSTEM - SOMERSET CAPITAL MANAG	532874	0.18	
	EMENT LLP			
	FLORIDA RETIREMENT SYSTEM - ACADIAN ASSET MANAGEME	29078	0.01	
	NT, INC.			
	FLORIDA RETIREMENT SYSTEM - GRANTHAM, MAYO, VAN OT	8970	0.00	
	TERLOO & CO. LLC (GMO LLC)			
342	FRANKLIN TEMPLETON ETF TRUST - FRANKLIN FTSE ASIA	342	0.00	342
	EX JAPAN ETF			
343	UBS FUND MANAGEMENT (SWITZERLAND) AG ON BEHALF OF	27279	0.01	27279
	SIHL INSTITUTIONAL FUND - AKTIEN EMERGING MARKETS			
344	SPDR S AND P EMERGING ASIA PACIFIC ETF	9040	0.00	9040
345	MORNINGSTAR INTERNATIONAL EQUITY FUND A SERIES OF	13964	0.00	13964
	MORNINGSTAR FUNDS TRUST			
346	NORTHERN TRUST COLLECTIVE ALL COUNTRY WORLD INDEX	11444	0.00	11444
	(ACWI) EX-US FUND - LENDING			
347	ADVANCED SERIES TRUST-AST PRUDENTIAL GROWTH ALLOCA	11544	0.00	11544
	TION PORTFOLIO			
348	THE MASTER TRUST BANK OF JAPAN, LTD. AS TRUSTEE FO	96718	0.03	96718
	R GOVERNMENT PENSION INVESTMENT FUND MTSJ400045829			
349	PENSION FUND ASSOCIATION FOR LOCAL GOVERNMENT OFFI	420	0.00	420
	CIALS 18580-7008			
350	POLEN GLOBAL EMERGING MARKETS GROWTH FUND	6760	0.00	6760
351	VONTOBEL FUND - SMART DATA EQUITY	13700	0.00	13700
352	NN (L) EMERGING MARKETS HIGH DIVIDEND	19100	0.01	30991
	NN (L) EMERGING MARKETS ENHANCED INDEX SUSTAINABLE	11891	0.00	
	EQUITY			
353	ALLIANZ VARIABLE INSURANCE PRODUCTS TRUST	2257	0.00	2257
354	THE MASTER TRUST BANK OF JAPAN, LTD. AS TRUSTEE FO	123	0.00	123
	R NIKKEI ASIA300 I INDEX MOTHER FUND			
355	PUBLIC EMPLOYEES RETIREMENT SYSTEM OF OHIO	14137	0.00	14137
356	SEI GLOBAL MASTER FUND PLC - THE SEI EMERGING MARK	13205	0.00	13205
	ETS EQUITY FUND			
357	THE NOMURA TRUST AND BANKING CO., LTD AS THE TRUST	5590	0.00	5590
	EE OF EMERGING EQUITY MOTHER FUND			
358	IPAC ASSET MANAGEMENT LIMITED AS RESPONSIBLE ENTIT	1484	0.00	1484
	Y FOR THE IPAC SPECIALIST INVESTMENT STRATEGIES -			
	INTERNATIONAL SHARE STRATEGY NO.1 - INTECH INVESTM			
359	STATE OF WISCONSIN INVESTMENT BOARD - ACADIANEMERG	12213	0.00	12213
	ING EQUITY			
360	JOHN HANCOCK FUNDS II EMERGING MARKETS FUND	1827	0.00	1827
361	THE MASTER TRUST BANK OF JAPAN, LTD. AS TRUSTEE OF	15873	0.01	15873
	MUAM EMERGING EQUITY INDEX MOTHER FUND			

BAJAJ AUTO LIMITED				
LIST OF FPC, FII AS ON 31/03/2021				
Sno	Name/Jt1/Jt2	Shares	% Equity	Total Shares
362	LEGAL & GENERAL FUTURE WORLD CLIMATE CHANGE EQUITY	694	0.00	694
	FACTORS INDEX FUND			
363	AQR EMERGING EQUITIES FUND, L.P.	53669	0.02	53669
364	LEGAL AND GENERAL ASSURANCE SOCIETY LIMITED	1056	0.00	1056
365	FRANKLIN LIBERTYSHARES ICAV - FRANKLIN LIBERTYQ A	475	0.00	475
	C ASIA EX JAPAN UCITS ETF			
366	GREAT-WEST EMERGING MARKETS EQUITY FUND	17794	0.01	17794
367	CARE SUPER PTY LTD AS TRUSTEE FOR CARE SUPER	15634	0.01	15634
368	STATE STREET EMERGING MARKETS ENHANCED NON-LENDING	13185	0.00	13185
	COMMON TRUST FUND			
369	SPP EMERGING MARKETS PLUS	22485	0.01	22485
370	BCT POOLED INVESTMENT FUND SERIES - SMART ASIAN EQ	2133	0.00	2133
	UITY FUND			
371	FEDERATED GLOBAL ALLOCATION FUND	1869	0.00	1869
372	CREDIT SUISSE INDEX FUND LUX CSIF LUX EQUITY EMERG	7626	0.00	10075
	ING MARKETS			
	CREDIT SUISSE INDEX FUND LUX CSIF LUX EQUITY EMERG	2449	0.00	
	ING MARKETS MINIMUM VOLATILITY			
373	PRAMERICA SICAV - EMERGING MARKETS EQUITY	4224	0.00	4224
374	WM POOL - EQUITIES TRUST NO. 75	3561	0.00	3561
375	SEI INSTITUTIONAL INVESTMENTS TRUST - EMERGING MAR	29346	0.01	29346
	KETS EQUITY FUND MANAGED BY KLEINWORT BENSON INVES			
	TORS INTERNATIONAL LTD			
376	ISHARES EMERGING MARKETS INDEX MAURITIUS CO	257504	0.09	257504
377	SKELLIG DST EMERGING MARKET ESG FUND	4413	0.00	4413
378	CITIGROUP GLOBAL MARKETS MAURITIUS PRIVATE LIMITED	51963	0.02	51963
	- ODI			
379	QMA EMERGING MARKETS CORE EQUITY FUND OF THE PRUDE	6250	0.00	6250
	NTIAL TRUST COMPANY COLLECTIVE TRUST			
380	LOMBARD ODIER ASSET MANAGEMENT (SWITZERLAND) SA B/	3937	0.00	3937
	O SYNERGIE ACTIONS MARCHES EMERGENTS - PASSIF			
381	STICHTING PENSIOENFONDS ING	5837	0.00	5837
382	FIRST STATE INDIAN SUBCONTINENT FUND	133160	0.05	133160
383	GLOBAL EMERGING MARKETS ESG FUND - RESPONSIBLE EME	1984	0.00	1984
	RGING MARKETS EQUITY SCREENED ESG FUND			
384	HSBC GLOBAL INVESTMENT FUNDS - INDIAN EQUITY	329646	0.11	329646
385	SUPERANNUATION ARRANGEMENTS OF THE UNIVERSITY OF L	104913	0.04	104913
	ONDON			
386	DOVETAIL INDIA FUND CLASS 5 SHARES	5000	0.00	5000
387	TRUST & CUSTODY SERVICES BANK, LTD. AS TRUSTEE FOR	76996	0.03	77219
	MIZUHO TRUST & BANKING CO., LTD. AS TRUSTEE FOR P			
	ENSION FUND ASSOCIATION-05120768			
	TRUST & CUSTODY SERVICES BANK, LTD. AS TRUSTEE FOR	223	0.00	
	MIZUHO TRUST & BANKING CO., LTD. AS TRUSTEE FOR P			

BAJAJ AUTO LIMITED				
LIST OF FPC, FII AS ON 31/03/2021				
Sno	Name/Jt1/Jt2	Shares	% Equity	Total Shares
	ENSION FUND ASSOCIATION-15352			
388	INTERNATIONAL MONETARY FUND - MANAGER A	18286	0.01	18286
389	ZENT INTERNATIONAL LIMITED	1000	0.00	1000
390	UNITED SUPER PTY LTD AS TRUSTEE FOR CONSTRUCTION A	139895	0.05	139895
	ND BUILDING UNIONS SUPERANNUATION FUND			
391	USAA MUTUAL FUNDS TRUST, EMERGING MARKETS FUND	52486	0.02	52486
392	VANGUARD FTSE ASIA EX JAPAN HIGH DIVIDEND YIELD IN	954	0.00	954
	DEX ETF			
393	AXA IM SUSTAINABLE EQUITY FUND	8593	0.00	8593
394	GMAM INVESTMENT FUNDS TRUST	20799	0.01	20799
395	POLICE AND FIRE RETIREMENT SYSTEM OF THE CITYOF DE	5630	0.00	5630
	TROIT			
396	THE MASTER TRUST BANK OF JAPAN, LTD. AS TRUSTEE FO	199323	0.07	199323
	R GOVERNMENT PENSION INVESTMENT FUND MUTB400045794			
397	THE MASTER TRUST BANK OF JAPAN, LTD. AS TRUSTEE OF	5474	0.00	5474
	THE PROMOTION AND MUTUAL AID CORPORATION FOR PRIV			
	ATE SCHOOLS OF JAPAN MUTB400021536			
398	VICTORYSHARES EMERGING MARKET HIGH DIV VOLATILITY	3672	0.00	3672
	WTD ETF			
399	PENSION FUND ASSOCIATION FOR LOCAL GOVERNMENT OFFI	1434	0.00	1434
	CIALS 18420-7015			
400	ALLIANZGI EMERGING MARKETS OPPORTUNITIES FUND	25911	0.01	25911
401	XTRACKERS(IE) PLC- XTRACKERS MSCI EMERGING MARKETS	46137	0.02	46137
	UCITS ETF			
402	STATE STREET GLOBAL ADVISORS LUXEMBOURG SICAV-STAT	16016	0.01	16016
	E STREET ENHANCED EMERGING MARKETS EQUITY FUND			
403	SEDCO CAPITAL GLOBAL FUNDS - SC GLOBAL EMERGING MA	2502	0.00	2502
	RKET EQUITIES PASSIVE FUND			
404	PGGM WORLD EQUITY B. V.	150218	0.05	150218
405	FIDEURAM FUND EQUITY GLOBAL EMERGING MARKETS	1256	0.00	1256
406	ISHARES MSCI EM ASIA UCITS ETF	14416	0.00	14416
407	JAPAN POLICE PERSONNEL MUTUAL AID ASSOCIATION 1846	2605	0.00	2605
	5-7010			
408	REASSURE LIMITED	2034	0.00	2034
409	STICHTING PENSIOENFONDS METAAL EN TECHNIEK - RE UB	116843	0.04	116843
	S			
410	JAPAN POLICE PERSONNEL MUTUAL AID ASSOCIATION 1846	2174	0.00	2174
	5-7011			
411	WISDOMTREE INDIA INVESTMENT PORTFOLIO, INC.	149245	0.05	149245
412	CITY OF LOS ANGELES FIRE AND POLICE PENSION PLAN	6023	0.00	6023
413	MERCER QIF FUND PLC- MERCER INVESTMENT FUND 1	11489	0.00	21840
	MERCER QIF FUND PLC - MERCER INVESTMENT FUND 1 - R	10351	0.00	
	OBECO INSTITUTIONAL ASSET MANAGEMENT B.V.			
414	UNI-GLOBAL - CROSS ASSET NAVIGATOR	5537	0.00	5537

BAJAJ AUTO LIMITED				
LIST OF FPC, FII AS ON 31/03/2021				
Sno	Name/Jt1/Jt2	Shares	% Equity	Total Shares
415	ST. JAMES'S PLACE BALANCED MANAGED UNIT TRUST MANA GED BY GRANTHAM, MAYO, VAN OTTERLOO & CO. LLC	65479	0.02	65479
416	TRUST & CUSTODY SERVICES BANK, LTD. AS TRUSTEE FOR MIZUHO TRUST & BANKING CO., LTD./ PENSION INVESTM ENT FUND TRUST NUMBER 31	845	0.00	845
417	AVIVA INVESTORS - GLOBAL EMERGING MARKETS INDEX FU ND	21032	0.01	21032
418	ALLIANZ GLOBAL INVESTORS FUND - ALLIANZ EMERGING M ARKETS EQUITY OPPORTUNITIES	23912	0.01	23912
419	ABU DHABI INVESTMENT AUTHORITY - LGLINV ABU DHABI INVESTMENT AUTHORITY - BEACON ABU DHABI INVESTMENT AUTHORITY - BGO-EM ABU DHABI INVESTMENT AUTHORITY - GULAB ABU DHABI INVESTMENT AUTHORITY - MONSOON ABU DHABI INVESTMENT AUTHORITY - PEACOCK ABU DHABI INVESTMENT AUTHORITY - RELVAL	75000 5992 38949 18072 75267 7509 18660	0.03 0.00 0.01 0.01 0.03 0.00 0.01	239449
420	EBK-AKTIE-UNIVERSAL-FONDS	5642	0.00	5642
421	ACADIAN EMERGING MARKETS EQUITY UCITS	12491	0.00	12491
422	EMPLOYEES RETIREMENT FUND OF THE CITY OF DALLAS	367	0.00	367
423	AMUNDI INDEX SOLUTIONS - AMUNDI MSCI EMERGING ESG UNIVERSAL SELECT	2787	0.00	2787
424	COUNTY EMPLOYEES AND OFFICERS ANNUITY AND BENEFIT FUND OF COOK COUNTY - STATESTREET GLOBAL ADVISORS	26236	0.01	26236
425	SEI TRUST COMPANY, AS TRUSTEE ON BEHALF OF THE ALL IANZGI EMERGING MARKETS CONSUMER CIT	10742	0.00	10742
426	SUNSUPER SUPERANNUATION FUND	22330	0.01	22330
427	ISHARES ESG ADVANCED MSCI EM ETF	297	0.00	297
428	SUMITOMO MITSUI TRUST BANK, LIMITED (AS TRUSTEE FO R SUMITOMO MITSUI TRUST PENSION COMMINGLE FUND E06 J00961-0061	4096	0.00	4096
429	EATON VANCE INTERNATIONAL (IRELAND) PARAMETRIC EME RGING MARKETS FUND, A SUB-FUND OF EATON VANCE INTE RNATIONAL (IRELAND) FUNDS PLC	2790	0.00	2790
430	STICHTING PENSIOENFONDS SABIC	17254	0.01	17254
431	OMERS ADMINISTRATION CORPORATION - OAC CUSTODY ACC OUNT (SCV6)	29550	0.01	29550
432	PLATO INSTITUTIONAL INDEX FUND	12282	0.00	12282
433	INVESCO INDIA ALL-CAP EQUITY FUND	5700	0.00	5700
434	HSBC INDIAN EQUITY FUND	3643	0.00	3643
435	LAZARD EMERGING MARKETS EQUITY FUND	21382	0.01	21382
436	ROBECO QI INSTITUTIONAL EMERGING MARKETS ENHANCED INDEX EQUITIES FUND	24800	0.01	24800
437	FRANKLIN LIBERTYSHARES ICAV - FRANKLIN LIBERTYQ EM EMERGING MARKETS UCITS ETF	3240	0.00	3240

BAJAJ AUTO LIMITED				
LIST OF FPC, FII AS ON 31/03/2021				
Sno	Name/Jt1/Jt2	Shares	% Equity	Total Shares
438	THE MASTER TRUST BANK OF JAPAN, LTD. AS TRUSTEE OF NATIONAL PENSION FUND ASSOCIATION MTBJ400030133	2416	0.00	2416
439	WISDOMTREE EMERGING MARKETS DIVIDEND FUND	1981	0.00	1981
440	ISHARES CORE MSCI EM IMI UCITS ETF	152522	0.05	152522
441	MACKENZIE MAXIMUM DIVERSIFICATION EMERGING MARKETS INDEX ETF	1301	0.00	1301
442	VANGUARD INVESTMENT SERIES PLC - VANGUARD ESG EMER GING MARKETS ALL CAP EQUITY INDEX FUND	983	0.00	983
443	STICHTING BEDRIJFSTAKPENSIOENFONDS VOOR HET SCHILD ERS-,AFWERKINGS-EN GLASZETBEDRIJF	42901	0.01	42901
444	MIRAE ASSET INDIA SECTOR LEADER EQUITY MASTERINVES TMENT TRUST NO.2	1277	0.00	1277
445	ZURICH NON- LIFE UMBRELLA FUND - VERMOGEN GI ZCH A KTIEN PLUS	1322	0.00	1322
446	STATE STREET IRELAND UNIT TRUST STATE STREET IUT E MERGING MARKET EQUITY INDEX FUND	4398	0.00	4398
447	HSBC INDEX TRACKER INVESTMENTS FUNDS FTSE ALL-WORL D INDEX FUND	4766	0.00	4766
448	POLEN CAPITAL INVESTMENT FUNDS PLC - POLEN CAPITA L GLOBAL EMERGING MARKETS GROWTH FUND	940	0.00	940
449	KOTAK INDIA CONSUMPTION FUND LTD	848	0.00	848
450	LANSFORSAKRINGAR TILLVAXTMARKNAD INDEXNARA	15196	0.01	15196
451	PICTET CH INSTITUTIONAL- EMERGING MARKETS TRACKER	29557	0.01	29557
452	JPMORGAN CHASE RETIREMENT PLAN	10757	0.00	10757
453	SEB STIFTELSEFOND UTLAND	4995	0.00	4995
454	RAM (LUX) SYSTEMATIC FUNDS - EMERGING MARKETS EQUI TIES	14339	0.00	14339
455	ABU DHABI RETIREMENT PENSIONS & BENEFITS FUND	35578	0.01	35578
456	RUSSELL INVESTMENT MANAGEMENT LTD AS THE TRUSTEE O F THE RUSSELL INVESTMENTS MULTI- ASSET FACTOR EXPO SURE FUND MANAGED BY RUSSELL INVESTMENTS IMPLEMENT	2870	0.00	2870
457	PGIM FUNDS PLC - PGIM QMA EMERGING MARKETS ALL CAP EQUITY FUND	4939	0.00	4939
458	UNITED INCOME FOCUS TRUST	4184	0.00	4184
459	PENSION FUND ASSOCIATION FOR LOCAL GOVERNMENT OFF ICIALS 18420-7086	7657	0.00	7657
460	MANAGED PENSION FUNDS LIMITED - FUNDAMENTAL INDEX GLOBAL EQUITY SUB-FUND	3464	0.00	3464
461	EG SHARES INDIA CONSUMER MAURITIUS	56274	0.02	56274
462	LACM EMII, L.P.	32394	0.01	32394
463	HSBC CHINA AND INDIA EQUITY FREESTYLE FUND	10000	0.00	10000
464	POOL REINSURANCE COMPANY LIMITED	430	0.00	430
465	GLOBAL EMERGING MARKETS ESG FUND - RESPONSIBLE EME RGING MARKETS EQUITY ESG FUND	799	0.00	799

BAJAJ AUTO LIMITED				
LIST OF FPC, FII AS ON 31/03/2021				
Sno	Name/Jt1/Jt2	Shares	% Equity	Total Shares
466	THE DAI-ICHI LIFE INSURANCE COMPANY, LIMITED	6400	0.00	6400
467	ISHARES EMERGING MARKETS IMI EQUITY INDEX FUND	8846	0.00	8846
468	GAM INVESTMENT MANAGEMENT (SWITZERLAND) AG FOR ZUR	6113	0.00	6113
	ICH INVESTINSTITUTIONAL FUNDS - ZIF AKTIEN EMERGIN			
	G MARKETS PASSIV			
469	UBS ASSET MANAGEMENT LIFE LTD	7867	0.00	7867
470	ISHARES CORE MSCI ASIA EX JAPAN ETF	22746	0.01	22746
471	VANGUARD ASIA EX JAPAN SHARES INDEX FUND	2577	0.00	2577
472	ROBEQO QI CUSTOMIZED EMERGING MARKETS ENHANCED IND	21636	0.01	21636
	EX EQUITIES FUND			
473	THRIVENT CORE EMERGING MARKETS EQUITY FUND	88950	0.03	88950
474	ING EMERGING MARKETS INDEX PORTFOLIO	7137	0.00	7137
475	SWISSCANTO (CH) INDEX FUND V - SWISSCANTO (CH) IND	6623	0.00	6623
	EX EQUITY FUND EMERGING MARKETS ESG			
476	MN SERVICES AANDELENFONDS EMERGING MARKETS - RE UB	2060	0.00	2060
	S			
477	DESJARDINS RI GLOBAL MULTIFACTOR-FOSSIL FUEL RESER	38	0.00	38
	VES FREE ETF			
478	ANDRA AP-FONDEN	313488	0.11	313488
479	VANGUARD ESG INTERNATIONAL STOCK ETF	5693	0.00	5693
480	INVESTERINGSFORENINGEN NORDEA INVEST EMERGING MARK	4087	0.00	4087
	ETS ENHANCED KL			
481	DIMENSIONAL FUNDS PLC - MULTI-FACTOR EQUITY FUND	1676	0.00	1676
482	ALLIANZ GLOBAL INVESTORS GMBH ACTING ON BEHALF OF	14540	0.01	14540
	ALLIANZ VGL FONDS			
483	PENSION FUND ASSOCIATION FOR LOCAL GOVERNMENT OFFI	223	0.00	223
	CIALS 18580-7007			
484	BLACKROCK COLLECTIVE INVESTMENT FUNDS - ISHARES EM	45384	0.02	45384
	ERGING MARKETS EQUITY INDEX FUND (UK)			
485	COMMONWEALTH GLOBAL SHARE FUND 28	26146	0.01	26146
486	WELLS FARGO FACTOR ENHANCED EMERGING MARKETS EQUIT	526	0.00	526
	Y PORTFOLIO			
487	INTEGRATED CORE STRATEGIES ASIA PTE LTD	4353	0.00	4353
488	GOVERNMENT EMPLOYEES SUPERANNUATION BOARD	2366	0.00	2366
489	THE MASTER TRUST BANK OF JAPAN, LTD. AS TRUSTEE OF	269	0.00	269
	NISSAY EMERGING MARKETS EQUITY INDEX MOTHER FUND			
490	WELLS FARGO BANK DECLARATION OF TRUST ESTABLISHING	3376	0.00	3376
	INVESTMENT FUNDS FOR EMPLOYEE BENEFIT TRUSTS -WEL			
	LS FARGO FACTOR ENHANCED EMERGING MARKETS INDEX CI			
491	SEB FUND 2 SEB ASIA EX. JAPAN FUND	2854	0.00	2854
492	AMUNDI INDEX SOLUTIONS - AMUNDI INDEX MSCI EMERGIN	56493	0.02	56493
	G MARKETS			
493	ING EMERGING MARKETS EQUITY FUND	7457	0.00	7457
494	VANGUARD TOTAL WORLD STOCK INDEX FUND	29183	0.01	29183

BAJAJ AUTO LIMITED				
LIST OF FPC, FII AS ON 31/03/2021				
Sno	Name/Jt1/Jt2	Shares	% Equity	Total Shares
495	STICHTING BEDRIJFSTAKPENSIOENFONDS VOOR DE DETAILH ANDEL	14436	0.00	14436
496	NN PARAPLUFONDS 1 N.V.	23822	0.01	23822
497	SCHWAB EMERGING MARKETS EQUITY ETF	92232	0.03	92232
498	GOVERNMENT OF THE PROVINCE OF ALBERTA MANAGED BY T HE ALBERTA INVESTMENT MANAGEMENT CORPORATION	24800	0.01	24800
499	VANGUARD FUNDS PLC / VANGUARD ESG GLOBAL ALL CAP U CITS ETF	40	0.00	40
500	LEGAL AND GENERAL ASSURANCE (PENSION MANAGEMENT) L IMITED	203299	0.07	203299
501	NORDEA GENERATIONSFOND 60-TAL	24894	0.01	24894
502	VIRGINIA RETIREMENT SYSTEM MANAGED BY ACADIANASSET MANAGEMENT VIRGINIA RETIREMENT SYSTEM	36404	0.01	74800
503	VANGUARD INVESTMENTS FUNDS ICVC-VANGUARD FTSE GLOB AL ALL CAP INDEX FUND	1193	0.00	1193
504	NORTHERN TRUST COMMON ALL COUNTRY WORLD EX-US INVE STABLE MARKET INDEX FUND-NON LENDING	1821	0.00	1821
505	ABERDEEN INVESTMENT FUNDS ICVC III - ABERDEEN GLOB AL EMERGING MARKETS QUANTITATIVE EQUITY FUND	10562	0.00	10562
506	EQ ADVISORS TRUST - EQ/LAZARD EMERGING MARKETS EQU ITY PORTFOLIO	55013	0.02	55013
507	LGT SELECT FUNDS - LGT SELECT EQUITY EMERGING MARK ETS	1117	0.00	1117
508	XTRACKERS MSCI ALL WORLD EX US HIGH DIVIDEND YIELD EQUITY ETF	308	0.00	308
509	DFA INTERNATIONAL VECTOR EQUITY FUND	2240	0.00	2240
510	TRUST & CUSTODY SERVICES BANK, LTD. AS TRUSTEE FOR EMERGING MARKETS EQUITY INCOME PLUS MOTHER FUND	1607	0.00	1607
511	ALCHEMY INDIA LONG TERM FUND LIMITED	45000	0.02	45000
512	TARA EMERGING ASIA LIQUID FUND	1142	0.00	1142
513	UBS ETF-MSCI EMERGING MARKETS UCITS ETF	40411	0.01	40411
514	ST. JAMES'S PLACE GLOBAL EMERGING MARKETS UNIT TRU ST MANAGED BY HENDERSON GLOBAL INVESTORS LIMITED	755042	0.26	755042
515	MOUNTAIN PACIFIC FUTURE WORLD FUNDS LLC EMERGING M ARKETS EQUITY FUND	4000	0.00	4000
516	STICHTING JURIDISCH EIGENAAR ACTIAM BELEGGINGSFOND SEN - ON BEHALF OF ACTIAM RESPONSIBLE INDEX FUND E QUITY EMERGING MARKETS	16702	0.01	16702
517	MI SOMERSET GLOBAL EMERGING MARKETS SCREENED FUND	38347	0.01	38347
518	COLUMBIA INDIA CONSUMER ETF	33549	0.01	33549
519	DAUPHINE MAURITIUS INVESTMENT LIMITED	3500	0.00	3500
520	HORIZON ACCESS INDIA FUND	3419	0.00	3419
521	THE MASTER TRUST BANK OF JAPAN, LTD. AS TRUSTEE OF	4393	0.00	4393

Annexure 2

BAJAJ AUTO LIMITED				
LIST OF FPC, FII AS ON 31/03/2021				
Sno	Name/Jt1/Jt2	Shares	% Equity	Total Shares
	NATIONAL PENSION FUND ASSOCIATION MTBC400036043			
522	MSCI ACWI MINIMUM VOLATILITY INDEX FUND B	10941	0.00	10941
523	LACM EMERGING MARKETS FUND L.P.	34986	0.01	34986
524	BOC PRUDENTIAL ASIA EQUITY FUND	27716	0.01	27716
525	VARIABLE INSURANCE PRODUCTS FUND II INTERNATIONAL INDEX PORTFOLIO	1531	0.00	1531
526	KAPITALFORENINGEN LAEGERNES INVEST, KLI AKTIER EME RING MARKETS INDEKS	1805	0.00	1805
527	MANULIFE MULTIFACTOR EMERGING MARKETS INDEX ETF	3208	0.00	3208
528	TRUST & CUSTODY SERVICES BANK, LTD. AS TRUSTEE FO R EMERGING EQUITY PASSIVE MOTHER FUND	4388	0.00	4388
529	LEGG MASON GLOBAL FUNDS PLC - LEGG MASON QS EMERGI NG MARKETS EQUITY FUND	28	0.00	28
530	INVESTERINGSFORENINGEN PROCAPTURE GLOBAL AC INDEX FUND - ACCUMULATING KL	955	0.00	955
531	PORT LOUIS FUND LTD	1000	0.00	1000
532	PICTET - QUEST EMERGING SUSTAINABLE EQUITIES	10717	0.00	10717
533	ISHARES EMERGING MARKETS MINIMUM VOLATILITY MAURIT IUS CO	199672	0.07	199672
534	JAPAN MUTUAL AID ASSOCIATION OF PUBLIC SCHOOL TEAC HERS 10512-7001	4183	0.00	4183
535	VALIDA AKTIEN EMERGINGMARKETS 1	2940	0.00	2940
536	LEGAL & GENERAL EMERGING MARKET COLLECTIVE INVESTM ENT TRUST FUND	14960	0.01	14960
537	AL MEHWAR COMMERCIAL INVESTMENTS LLC - (JOHO)	210598	0.07	210598
538	KAPITALFORENINGEN SAMPENSION INVEST, GEM ENHANCED	42749	0.01	42749
539	JAPAN MUTUAL AID ASSOCIATION OF PUBLIC SCHOOL TEAC HERS 10512-7002	3726	0.00	3726
540	PENSION FUND ASSOCIATION FOR LOCAL GOVERNMENT OFFI CIALS 18420-7090	7510	0.00	7510
541	BMO MSCI EMERGING MARKETS INDEX ETF	12400	0.00	12400
542	INDIA CONSUMPTION FUND	18000	0.01	18000
543	DPAM EQUITIES L EMERGING MSCI INDEX	5900	0.00	5900
544	VANGUARD FTSE ALL-WORLD EX-US INDEX FUND, A SERIES OF VANGUARD INTERNATIONAL EQUITY INDEX FUNDS	154179	0.05	154179
545	CONSULTING GROUP CAPITAL MARKETS FUNDS - EMERGING MARKETS EQUITY FUND	16111	0.01	16111
546	ISHARES MSCI EM ISLAMIC UCITS ETF	2343	0.00	2343
547	HSBC MANAGED GROWTH FUND	1025	0.00	1025
548	ISHARES BSE SENSEX MAURITIUS COMPANY	17557	0.01	17557
549	J O HAMBRO CAPITAL MANAGEMENT UMBRELLA FUND PLC J O HAMBRO CAPITAL MANAGEMENT ASIA EX JAPAN FUND	84324	0.03	84324
550	BEWAARSTICHTING NNIP I - NN OPKOMENDE MARKTEN FOND S	2058	0.00	2058

Annexure 2

BAJAJ AUTO LIMITED				
LIST OF FPC, FII AS ON 31/03/2021				
Sno	Name/Jt1/Jt2	Shares	% Equity	Total Shares
551	FONDS DE COMPENSATION DE LA SECURITE SOCIALE, SICA	10625	0.00	10625
	V-FIS - ACTIONS EMMA - ACTIF1			
552	STICHTING PENSIOENFONDS VOOR HUISARTSEN	8100	0.00	8100
553	GOLDMAN SACHS ETF TRUST - GOLDMAN SACHS EMERGING M	330	0.00	330
	ARKETS EQUITY ETF			
554	NORTHERN TRUST COLLECTIVE EMERGING MARKETS INDEX F	4724	0.00	4724
	UND - LENDING			
555	ISHARES MSCI BRIC ETF	2624	0.00	2624
556	COMMONWEALTH BANK GROUP SUPER-WGSS08	3859	0.00	3859
557	NEW YORK STATE TEACHERS RETIREMENT SYSTEM MANAGED	20755	0.01	20755
	BY STATE STREET BANK AND TRUST COMPANY, N.A.			
558	MI SOMERSET EMERGING MARKETS DISCOVERY FUND	9721	0.00	9721
559	STATE STREET DAILY MSCI EMERGING MARKETS INDEX NON	191362	0.07	191362
	-LENDING FUND			
560	ACADIAN EMERGING MARKETS EQUITY FUND	18737	0.01	18737
561	SUTTER HEALTH MASTER RETIREMENT TRUST	16175	0.01	16175
562	PENSION RESERVES INVESTMENT TRUST FUND AQR CAPITAL	16333	0.01	16333
	MANAGEMENT LLC			
563	THE EMERGING MARKETS SERIES OF THE DFA INVESTMENT	69389	0.02	69389
	TRUST COMPANY			
564	WISDOMTREE INDIA EX-STATE-OWNED ENTERPRISES FUND	379	0.00	379
565	BLACKROCK MSCI ACWI MINIMUM VOLATILITY INDEX FUND	45394	0.02	45394
566	STICHTING SHELL PENSIOENFONDS	24895	0.01	24895
567	ROTHKO EMERGING MARKETS ALL CAP EQUITY FUND, L.P.	1368	0.00	1368
568	BNP PARIBAS FUNDS INDIA EQUITY	66875	0.02	66875
569	PENSION FUND ASSOCIATION FOR LOCAL GOVERNMENT OFFI	7827	0.00	7827
	CIALS 18420-7091			
570	FUTURE FUND BOARD OF GUARDIANS ON BEHALF OF MEDICA	3015	0.00	3015
	L RESEARCH FUTURE FUND MANAGED BY STATE STREET GLO			
	BAL ADVISORS			
571	NEST FUTURA UMBRELLA FUND - NEST FUTURA FUND - 2	10000	0.00	10000
572	HEXAVEST EMERGING MARKETS FUND	5788	0.00	5788
573	VANGUARD INCOME FUND	585	0.00	585
574	RUSSELL INVESTMENT COMPANY EMERGING MARKETS FUND M	56539	0.02	56539
	ANAGED BY RUSSELL INVESTMENT MANAGEMENT, LLC			
575	AMANSA HOLDINGS PRIVATE LIMITED	2000000	0.69	2000000
576	ISHARES INDIA INDEX MAURITIUS COMPANY	484403	0.17	484403
577	FIRST STATE SUPERANNUATION SCHEME	81163	0.03	81163
578	CALIFORNIA PUBLIC EMPLOYEES' RETIREMENT SYSTEM	540511	0.19	540511
579	TOTAL INTERNATIONAL EX U.S INDEX MASTER PORTFOLIO	3300	0.00	3300
	OF MASTER INVESTMENT PORTFOLIO			
580	ELARA INDIA OPPORTUNITIES FUND LIMITED	740	0.00	740
581	PENSION FUND ASSOCIATION FOR LOCAL GOVERNMENT OFFI	4366	0.00	4366
	CIALS 18420-7087			

BAJAJ AUTO LIMITED				
LIST OF FPC, FII AS ON 31/03/2021				
Sno	Name/Jt1/Jt2	Shares	% Equity	Total Shares
582	MERCER UCITS COMMON CONTRACTUAL FUND - NFU MUTUAL	8604	0.00	8604
	GLOBAL REGIONAL CORE FUND			
583	VANGUARD FIDUCIARY TRUST COMPANY INSTITUTIONAL TOT	41586	0.01	41586
	AL INTERNATIONAL STOCK MARKET INDEX TRUST			
584	MISSOURI EDUCATION PENSION TRUST MANAGED BY INVESC	41054	0.01	41054
	O ADVISERS, INC.			
585	BT FUNDS MANAGEMENT LIMITED AS TRUSTEE OF BT ASIAN	119315	0.04	119315
	SHARE FUND			
586	ARTICO SICAV - ARTICO EMERGING MARKETS	10589	0.00	10589
587	CMLA GLOBAL LOW VOLATILE EQUITIES FUND	14654	0.01	14654
588	HANDELSBANKEN EMERGING MARKETS INDEX	8788	0.00	8788
589	ALLIANZ GLOBAL INVESTORS GMBH ACTING ON BEHALF OF	4428	0.00	4428
	ALLIANZ VGI 1 FONDS			
590	COPTHALL MAURITIUS INVESTMENT LIMITED - NON ODI AC	132330	0.05	132330
	COUNT			
591	VALIC COMPANY I GLOBAL STRATEGY FUND MANAGED BY FR	1180	0.00	1180
	ANKLIN ADVISERS, INC. 1			
592	MERIAN GLOBAL INVESTORS SERIES PLC	3949	0.00	3949
593	T.A. WORLD EX U.S. CORE EQUITY PORTFOLIO OF DFA IN	11579	0.00	11579
	VESTMENT DIMENSIONS GROUP INC.			
594	ABL BRICS EQUITY INVESTMENT TRUST	499	0.00	499
595	JPMORGAN INDIAN INVESTMENT TRUST PLC	332564	0.11	332564
596	SEB WEALTH MANAGEMENT TRYGG LIV ASIA EQUITIES PORT	3076	0.00	3076
	FOLIO			
597	THRIVENT PARTNER WORLDWIDE ALLOCATION FUND AS MANA	9664	0.00	9664
	GED BY ABERDEEN ASSET MANAGERS LIMITED			
598	KBC EQUITY FUND	431903	0.15	431903
599	NORDEA GENERATIONSFOND 80-TAL	14611	0.01	14611
600	FIDELITY SALEM STREET TRUST FIDELITY SERIES GLOBAL	64879	0.02	64879
	EX U.S. INDEX FUND			
601	THE MASTER TRUST BANK OF JAPAN, LTD. AS TRUSTEE OF	1591	0.00	1591
	NATIONAL PENSION FUND ASSOCIATION MUTB400037232			
602	CHALLENGE FUNDS - CHALLENGE EMERGING MARKETS EQUIT	4623	0.00	4623
	Y FUND			
603	TEACHERS' RETIREMENT SYSTEM OF THE STATE OF ILLINO	51894	0.02	51894
	IS - AQR EMERGING EQUITY MARKETS			
604	SEI INSTITUTIONAL INTERNATIONAL TRUST - EMERGING M	33363	0.01	33363
	ARKETS EQUITY FUND MANAGED BY KLEINWORT BENSON INV			
	ESTORS INTERNATIONAL LTD.			
605	BLACKROCK MSCI ACWI EX USA DIVERSIFIED FACTOR MIX	15713	0.01	15713
	FUND			
606	SUNAMERICA SERIES TRUST - SA EMERGING MARKETS EQUI	798	0.00	798
	TY INDEX PORTFOLIO			
607	VANGUARD EMERGING MARKETS SHARES INDEX FUND	10733	0.00	10733

BAJAJ AUTO LIMITED				
LIST OF FPC, FII AS ON 31/03/2021				
Sno	Name/Jt1/Jt2	Shares	% Equity	Total Shares
608	WORLD EX U.S. CORE EQUITY PORTFOLIO OF DFA INVESTM ENT DIMENSIONS GROUP INC.	5680	0.00	5680
609	NORTHERN TRUST COMMON EMERGING MARKETS INDEX FUND - NON-LENDING	8103	0.00	8103
610	JAPAN TRUSTEE SERVICES BANK, LTD. STB SBIAM-INDIA EQUITY MOTHER FUND	1571	0.00	1571
611	ALASKA PERMANENT FUND	1895	0.00	1895
612	BOC-PRUDENTIAL MSCI AC ASIA PACIFIC EX JAPAN INDEX FUND	382	0.00	382
613	GMO IMPLEMENTATION FUND A SERIES OF GMO TRUST	28061	0.01	28061
614	STICHTING PENSIOENFONDS VAN DE METALEKTRO (PME) MA NAGED BY UBS GLOBAL ASSET MANAGEMENT LTD	93717	0.03	93717
615	VICTORY MARKET NEUTRAL INCOME FUND	30630	0.01	30630
616	BOFA SECURITIES EUROPE SA BOFA SECURITIES EUROPE SA - ODI	20960	0.01	26960
617	LEGAL & GENERAL SCIENTIFIC BETA EMERGING MARKETS F UND, LLC	685	0.00	685
618	AUROVILLE INVESTMENT MANAGEMENT MASTER FUND	72	0.00	72
619	UBS IQ MSCI ASIA APEX 50 ETHICAL ETF	109	0.00	109
620	GUINNESS ASSET MANAGEMENT FUNDS PLC	2410	0.00	2410
621	NORTHERN TRUST GLOBAL INVESTMENTS COLLECTIVE FUNDS TRUST	101227	0.03	101227
622	PLEIADES TRUST	4227	0.00	4227
623	FIDELITY SALEM STREET TRUST: FIDELITY SAI EMERGING MARKETS VALUE INDEX FUND	54308	0.02	54308
624	STICHTING BEDRIJFSTAKPENSIOENFONDS VOOR HET BEROEP SVERVOER OVER DE WEG	100840	0.03	100840
625	CF DV EMERGING MARKETS STOCK INDEX FUND	3384	0.00	3384
626	MINISTRY OF ECONOMY AND FINANCE - KOREA INVESTMENT CORPORATION - GPEQ2	4347	0.00	22677
	MINISTRY OF ECONOMY AND FINANCE - KOREA INVESTMENT CORPORATION - GAEQ4	18330	0.01	
627	INVESCO POOLED INVESTMENT FUND - GLOBAL STRATEGIC EQUITY FUND	2364	0.00	2364
628	PACIFIC SELECT FUND - PD EMERGING MARKETS PORTFOLI O	2993	0.00	2993
629	UBS FUND MANAGEMENT (SWITZERLAND) AG ON BEHALF OF UBS (CH) INSTITUTIONAL FUND - EQUITIES EMERGING MA RKETS GLOBAL MINIMUM VOLATILITY II	10250	0.00	10250
630	STATE STREET GLOBAL ADVISORS LUXEMBOURG SICAV STAT E STREET GLOBAL EMERGING MARKETS INDEX EQUITY FUND	3410	0.00	3410
631	PARAMETRIC EMERGING MARKETS FUND	4334	0.00	4334
632	NATIONAL FEDERATION OF MUTUAL AID ASSOCIATIONS FOR MUNICIPAL PERSONNEL 18464-2106	2737	0.00	2737

BAJAJ AUTO LIMITED				
LIST OF FPC, FII AS ON 31/03/2021				
Sno	Name/Jt1/Jt2	Shares	% Equity	Total Shares
633	ALFRED I. DUPONT CHARITABLE TRUST	50279	0.02	50279
634	ALLIANZ GLOBAL INVESTORS GMBH ACTING ON BEHALF OF ALLIANZ CGI FONDS	2126	0.00	2126
635	NORDEA EQUITY OPPORTUNITIES FUND	8656	0.00	8656
636	STATE STREET MSCI INDIA INDEX NON-LENDING COMMON T RUST FUND	160860	0.06	160860
637	MERCER EMERGING MARKETS FUND	2482	0.00	2482
638	KUWAIT INVESTMENT AUTHORITY FUND 141 KUWAIT INVESTMENT AUTHORITY FUND 142 KUWAIT INVESTMENT AUTHORITY FUND F239	45958 26819 103590	0.02 0.01 0.04	176367
639	NUVEEN ESG EMERGING MARKETS EQUITY ETF	170	0.00	170
640	BLACKROCK INDEX SELECTION FUND- ISHARES EMERGING M ARKETS INDEX FUND (IE)	128369	0.04	128369
641	NORTHERN TRUST COMMON ALL COUNTRY WORLD INDEX (ACW I) EX-US FUND - LENDING	3192	0.00	3192
642	ACADIAN EMERGING MARKETS PORTFOLIO	31685	0.01	31685
643	SKERRYVORE GLOBAL EMERGING MARKETS ALL-CAP EQUITY FUND	1446	0.00	1446
644	STATE STREET GLOBAL ALL CAP EQUITY EX-US INDEX POR TFOLIO	7793	0.00	7793
645	JOHN HANCOCK MULTIFACTOR EMERGING MARKETS ETF	6884	0.00	6884
646	LAERERNES PENSION FORSIKRINGSAKTIESELSKAB	97460	0.03	97460
647	EMPLOYEES PROVIDENT FUND BOARD MANAGED BY NOMURA I SLAMIC ASSET MANAGEMENT SDN BHD	50408	0.02	50408
648	LAZARD GLOBAL ACTIVE FUNDS PLC - LAZARD EMERGING M ARKETS MANAGED VOLATILITY FUND	16590	0.01	16590
649	ISHARES EM ASIA MAURITIUS CO	15552	0.01	15552
650	AMUNDI FUNDS EQUITY EMERGING CONSERVATIVE	2070	0.00	2070
651	STATE STREET GLOBAL ADVISORS, AUSTRALIA SERVICES L IMITED AS THE RESPONSIBLE ENTITY OF SPDR S&P EMERG ING MARKETS FUND	217	0.00	217
652	CSIF CH EQUITY EMERGING MARKETS BLUE	52687	0.02	52687
653	CITY OF NEW YORK GROUP TRUST	171849	0.06	171849
654	GMO BENCHMARK - FREE FUND, A SERIES OF GMO TRUST	5883	0.00	5883
655	THE W & W SOUTH EAST ASIAN EQUITY FUND	117313	0.04	117313
656	COAL STAFF SUPERANNUATION SCHEME TRUSTEES LIMITED- BRITISH COAL STAFF SUPERANNUATION SCHEME	1572	0.00	1572
657	IOWA PUBLIC EMPLOYEES' RETIREMENT SYSTEM - UBS ASS ET MANAGEMENT (AMERICAS) INC	8161	0.00	8161
658	ABERDEEN INVESTMENT FUNDS UK ICVC II - ABERDEEN AS IA PACIFIC EQUITY ENHANCED INDEX FUND	10989	0.00	10989
659	HSBC MSCI EMERGING MARKETS UCITS ETF	8757	0.00	8757
660	MACQUARIE TRUE INDEX EMERGING MARKETS VALUE WEIGHT ED FUND	1339	0.00	1339

BAJAJ AUTO LIMITED				
LIST OF FPC, FII AS ON 31/03/2021				
Sno	Name/Jt1/Jt2	Shares	% Equity	Total Shares
661	APC PRESTIGE FUND SPC - APC PRESTIGE SP II	1400	0.00	1400
662	MORGAN STANLEY ASIA (SINGAPORE) PTE. - ODI	232117	0.08	233117
	MORGAN STANLEY ASIA (SINGAPORE) PTE.	1000	0.00	
663	ABN AMRO MULTI-MANAGER FUNDS	31681	0.01	31681
664	PANAGORA GROUP TRUST	3177	0.00	3177
665	JAPAN TRUSTEE SERVICES BANK, LTD. STB EM ASIA EQUI	244	0.00	244
	TY INDEX MOTHER FUND			
666	RUSSELL INVESTMENT MANAGEMENT LTD AS TRUSTEE OF TH	565	0.00	565
	E RUSSELL INVESTMENTS LOW CARBON GLOBAL SHARES FUN			
	D			
667	SANTANDER PREMIUM FUND PACIFIC BASIN EX JAPAN EQUI	764	0.00	764
	TIES			
668	AVIVA LIFE & PENSIONS UK LIMITED	1061	0.00	1061
669	EMERGING MARKETS EQUITY GROUP TRUST	78717	0.03	78717
670	INVESTERINGSFORENINGEN DANSKE INVEST	2103	0.00	2103
671	FIDELITY RUTLAND SQUARE TRUST II STRATEGIC ADVISER	17534	0.01	255583
	S EMERGING MARKETS FUND AS MANAGED BY ACADIAN ASSE			
	T MANAGEMENT LLC			
	FIDELITY RUTLAND SQUARE TRUST II STRATEGIC ADVISER	238049	0.08	
	S EMERGING MARKETS FUND - SOMERSET CAPITAL MANAGEM			
	ENT SUB-PORTFOLIO			
672	UBS FUND MANAGEMENT (SWITZERLAND) AG ON BEHALF OF	60597	0.02	60597
	UBS (CH) INSTITUTIONAL FUND - EQUITIES EMERGING MA			
	RKETS GLOBAL PASSIVE II			
673	PUB EQUITIES EMERGING MARKETS 2	18076	0.01	18076
674	THE MASTER TRUST BANK OF JAPAN, LTD. AS TRUSTEE OF	2388	0.00	2388
	THE PROMOTION AND MUTUAL AID CORPORATION FOR PRIV			
	ATE SCHOOLS OF JAPAN MUTB400021492			
675	FRANKLIN LIBERTYSHARES ICAV - FRANKLIN FTSE INDIA	4224	0.00	4224
	UCITS ETF			
676	MERCER EMERGING MARKETS EQUITY FUND	26928	0.01	26928
677	SPDR MSCI EMERGING MARKETS FOSSIL FUEL RESERVES FR	2412	0.00	2412
	EE ETF			
678	SPDR S AND P EMERGING MARKETS ETF	56863	0.02	56863
679	COLLEGE RETIREMENT EQUITIES FUND - STOCK ACCOUNT	26277	0.01	29759
	COLLEGE RETIREMENT EQUITIES FUND - GLOBAL EQUITIES	3482	0.00	
	ACCOUNT			
680	ISHARES MSCI EM UCITS ETF USD (DIST)	35114	0.01	35114
681	CAPITAL INDIA AND BRAZIL EQUITY FUND	3500	0.00	3500
682	MI SOMERSET GLOBAL EMERGING MARKETS FUND	233673	0.08	233673
683	MSCI ACWI EX-U.S. IMI INDEX FUND B2	5403	0.00	5403
684	UBS (LUX) INSTITUTIONAL SICAV - EMERGING MARKETS E	3880	0.00	3880
	QUITY PASSIVE			
685	ISHARES ALL COUNTRY ASIA EX JAPAN MAURITIUS CO	66230	0.02	66230

Annexure 2

BAJAJ AUTO LIMITED				
LIST OF FPC, FII AS ON 31/03/2021				
Sno	Name/Jt1/Jt2	Shares	% Equity	Total Shares
686	CIBC EMERGING MARKETS INDEX FUND- CIBC GLOBALASSET MANAGEMENT	1218	0.00	1218
687	KAPITALFORENINGEN PENSAM INVEST	28345	0.01	28345
688	ISHARES IV PUBLIC LIMITED COMPANY- ISHARES MSCI EM ESG ENHANCED UCITS ETF	6128	0.00	6128
689	PANAGORA RISK PARITY MULTI ASSET MASTER FUND, LTD.	5207	0.00	5207
690	ST. JAMES'S PLACE GLOBAL EQUITY UNIT TRUST MANAGED BY BLACKROCK INVESTMENT MANAGEMENT (UK) LIMITED	101002	0.03	101002
691	2452991 ONTARIO LIMITED	94771	0.03	94771
692	JAPAN TRUSTEE SERVICES BANK, LTD. RE RB RAM INTERN ATIONAL EMERGING COUNTRIES EQUITY MOTHER FUND	881	0.00	881
693	OBJECTIF ACTIONS EMERGENTES	24034	0.01	24034
694	SWISSCANTO SAMMELSTIFTUNG SYSTEMATIC RESPONSIBLE E MERGING MARKET EQUITY FUND	99839	0.03	99839
695	MV SCIF MAURITIUS	56543	0.02	56543
696	THE CIVIL SERVICE SUPERANNUATION FUND - SOMERSET C APITAL MANAGEMENT LLP	143138	0.05	143138
697	INVESCO EMERGING MARKET STRUCTURED EQUITY FUND	941	0.00	941
698	MAINSTAY VP EMERGING MARKETS EQUITY PORTFOLIO	1973	0.00	1973
699	ONEPATH GLOBAL EMERGING MARKETS SHARES (UNHEDGED) INDEX POOL	6774	0.00	6774
700	ALLIANZ ACTIONS EMERGENTES	2063	0.00	2063
701	ALLIANZ EMERGING MARKETS EQUITY FUND	24221	0.01	24221
702	EURIZON FUND	9803	0.00	9803
703	VANGUARD EMERGING MARKETS STOCK INDEX FUND, A SERI ES OF VANGUARD INTERNATIONAL EQUITY INDEX FUNDS	1093129	0.38	1093129
704	CC&L Q EMERGING MARKETS EQUITY FUND	10929	0.00	10929
705	ZURICH LIFE UMBRELLA FUND - VERMOGEN ALLGEMEIN AKT IEN PLUS	2160	0.00	2160
706	FOREIGN & COLONIAL EMERGING MARKETS LTD	650	0.00	650
707	ST HELEN'S NOMINEES INDIA PRIVATE LTD ANILKUMAR NARBHERAM KOTHARY	900	0.00	900
708	EATON VANCE TRUST COMPANY COLLECTIVE INVESTMENT TR UST FOR EMPLOYEE BENEFIT PLANS-EATON VANCE TRUST C OMPANY/PARAMETRIC EMERGING MARKETS EQUITY FUND	2572	0.00	2572
709	CAPITAL INTERNATIONAL INC A/C MLC LIFE LTD	150	0.00	150
710	FLEDGELING NOMINEES INTL LTD A/C JFIPT	150	0.00	150
711	CAPITAL INTERNATIONAL EMERGING MARKETS FUND	450	0.00	450
712	RUSSELL INVESTMENTS TRUST COMPANY COMMINGLED EMPLO YEE BENEFIT FUNDS TRUST EMERGING MARKETS FUND MANA GED BY RUSSELL INVESTMENTS TRUST COMPANY	31170	0.01	31170
		34701018	11.99	34701018

Annexure 3

BAJAJ AUTO LIMITED					
CIN : L65993PN2007PLC130076					
Annexure forming part of e-Form MGT-7 for the financial year ended 31 March 2021					
Details of Committee Meetings held in 2020-21 (Point No. IX - C)					
No. of Meetings held: 15					
Sr. No.	Type of Meeting	Date of Meeting	Total number of members as on the date of meeting	Attendance	
				No. of members attended	% of attendance
1	AUDIT COMIITTEE MEETING	20-05-2020	4	4	100
2	AUDIT COMIITTEE MEETING	22-07-2020	4	4	100
3	AUDIT COMIITTEE MEETING	22-10-2020	4	4	100
4	AUDIT COMIITTEE MEETING	21-01-2021	4	3	75
5	NOMINATION & REMUNERATION COMMITTEE MEETING	20-05-2020	4	4	100
6	NOMINATION & REMUNERATION COMMITTEE MEETING	22-10-2020	4	4	100
7	NOMINATION & REMUNERATION COMMITTEE MEETING	17-03-2021	4	3	75
8	RISK MANAGEMENT COMMITTEE MEETING	20-05-2020	3	3	100
9	RISK MANAGEMENT COMMITTEE MEETING	22-10-2020	3	3	100
10	RISK MANAGEMENT COMMITTEE MEETING	17-03-2021	3	3	100
11	CORPORATE SOCIAL RESPONSIBILITY COMMITTEE MEETING	24-06-2020	4	2	50
12	CORPORATE SOCIAL RESPONSIBILITY COMMITTEE MEETING	05-11-2020	4	3	75
13	CORPORATE SOCIAL RESPONSIBILITY COMMITTEE MEETING	08-02-2021	4	2	50
14	STAKEHOLDER RELATIONSHIP COMMITTEE MEETING	21-01-2021	3	3	100
15	DUPLICATE SHARE CERTIFICATE ISSUANCE COMMITTEE	21-01-2021	3	3	100
Note :-	Not included in main MGT - 7 due to limitation of number of entries for the details of committee meetings held during the year.				